

# 2026/2027 Community Needs Assessment and Community Action Plan

## Community Action Agency of Butte County, Inc.



Community Action Agency of Butte County, Inc.  
*Helping People. Changing Lives.*



Community Action Agency of Butte County, Inc.  
Timothy Hawkins, CEO  
thawkins@buttecaa.com

## Contents

Introduction .....	3
Purpose .....	3
Federal CSBG Programmatic Assurances and Certification.....	3
State Assurances and Certification .....	3
Compliance with CSBG Organizational Standards.....	4
What's New for 2026/2027? .....	4
Checklist.....	5
Cover Page .....	6
Public Hearing(s) .....	7
Part I: Community Needs Assessment Summary .....	9
Narrative .....	11
Results.....	19
Part II: Community Action Plan.....	21
Vision and Mission Statements .....	21
Tripartite Board of Directors .....	22
Service Delivery System .....	23
Linkages and Funding Coordination.....	24
Monitoring.....	29
ROMA Application.....	30
Response and Community Awareness .....	33
Federal CSBG Programmatic Assurances .....	34
State Assurances.....	37
Organizational Standards.....	38
Part III: Appendices .....	40

## Introduction

The Department of Community Services and Development (CSD) has developed the 2026/2027 Community Needs Assessment (CNA) and Community Action Plan (CAP) template for the Community Services Block Grant (CSBG) Service Providers network. CSD requests agencies submit a completed CAP, including a CNA, to CSD on or before **June 30, 2025**. Changes from the previous template are detailed below in the “What’s New for 2026/2027?” section. Provide all narrative responses in 12-point Arial font with 1.15 spacing. A completed CAP template should not exceed 65 pages, excluding the appendices.

## Purpose

Public Law 105-285 (the CSBG Act) and the California Government Code require that CSD secure a CAP, including a CNA from each agency. Section 676(b)(11) of the CSBG Act directs that receipt of a CAP is a condition to receive funding. Section 12747(a) of the California Government Code requires the CAP to assess poverty-related needs, available resources, feasible goals, and strategies that yield program priorities consistent with standards of effectiveness established for the program. Although CSD may prescribe statewide priorities or strategies that shall be considered and addressed at the local level, each agency is authorized to set its own program priorities in conformance to its determination of local needs. The CAP supported by the CNA is a two-year plan that shows how agencies will deliver CSBG services. CSBG funds are by their nature designed to be flexible. They shall be used to support activities that increase the capacity of low-income families and individuals to become self-sufficient.

## Federal CSBG Programmatic Assurances and Certification

The Federal CSBG Programmatic Assurances are found in Section 676(b) of the CSBG Act. These assurances are an integral part of the information included in the CSBG State Plan. A list of the assurances that are applicable to CSBG agencies has been provided in the Federal Programmatic Assurances section of this template. CSBG agencies should review these assurances and confirm that they are in compliance. Signature of the board chair and executive director on the Cover Page certify compliance with the Federal CSBG Programmatic Assurances.

## State Assurances and Certification

As required by the CSBG Act, states are required to submit a State Plan as a condition to receive funding. Information provided in agencies’ CAPs will be included in the CSBG State Plan. Alongside Organizational Standards, the state will be reporting on [State Accountability Measures](#) in order to ensure accountability and program performance improvement. A list of the applicable State Assurances is provided in this template. CSBG agencies should review these assurances and confirm that they are in compliance. Signature of the board chair and executive director on the Cover Page certify compliance with the State Assurances.

## Compliance with CSBG Organizational Standards

As described in the Office of Community Services (OCS) [Information Memorandum \(IM\) #138](#) dated January 26, 2015, CSBG agencies will comply with the Organizational Standards. A list of Organizational Standards that are met by an accepted CAP, including a CNA, are found in the Organizational Standards section of this template. Agencies are encouraged to utilize this list as a resource when reporting on the Organizational Standards annually.

## What's New for 2026/2027?

**Due Date.** The due date for your agency's 2026/2027 CAP is June 30, 2025. However, earlier submission of the CSBG Network's CAPs will allow CSD more time to review and incorporate agency information in the CSBG State Plan and Application. CSD, therefore, requests that agencies submit their CAPs on or before May 31, 2025.

**ROMA Certification Requirement.** CSD requires that agencies have the capacity to provide their own ROMA, or comparable system, certification for your agency's 2026/2027 CAP. Certification can be provided by agency staff who have the required training or in partnership with a consultant or another agency.

**Response and Community Awareness.** The questions pertaining to Diversity, Equity, and Inclusion (DEI) and disaster preparedness have changed slightly. For 2026/2027 CSD is asking agencies to confirm whether they have a DEI and/or disaster plan in place. If your agency does not have one or both plans in place, you are asked to consider what steps your agency will take to develop and implement a DEI and/or disaster plan in the coming two years.

**Federal CSBG Programmatic and State Assurances Certification.** In previous templates, the federal and state assurances were certified by signature on the Cover Page and by checking the box(es) in both federal and state assurances sections. In the 2026/2027 template, CSD has clarified the language above the signature block on the Cover Page and done away with the check boxes. Board chairs and executive directors will certify compliance with the assurances by signature only. However, the Federal CSBG Programmatic Assurances and the State Assurances language remain part of the 2026/2027 template.

**Other Modifications.** The title page of the template has been modified to include your agency's name and logo. Please use this space to brand your agency's CAP accordingly. CSD has also added references to the phases of the ROMA Cycle i.e. assessment, planning, implementation, achievement of results, and evaluation throughout the 2026/2027 template. Additionally, there are a few new questions and minor changes to old questions.

## Checklist

- ☐ Cover Page
- ☐ Public Hearing Report

### Part I: Community Needs Assessment Summary

- ☒ Narrative
- ☒ Results

### Part II: Community Action Plan

- ☒ Vision and Mission Statements
- ☒ Tripartite Board of Directors
- ☒ Service Delivery System
- ☒ Linkages and Funding Coordination
- ☒ Monitoring
- ☒ ROMA Application
- ☒ Response and Community Awareness
- ☒ Federal CSBG Programmatic Assurances
- ☒ State Assurances
- ☒ Organizational Standards

### Part III: Appendices

- ☐ Notice of Public Hearing
- ☐ Low-Income Testimony and Agency's Response
- ☒ Community Needs Assessment

## Cover Page

<b>Agency Name:</b>	Community Action Agency of Butte County, Inc.
<b>Name of CAP Contact:</b>	Tom Dearmore
<b>Title:</b>	Chief Operations Officer
<b>Phone:</b>	530-990-1688
<b>Email:</b>	tdearmore@buttecaa.com

<b>Date Most Recent CNA was Completed:</b> (Organizational Standard 3.1)	
---	--

### **Board and Agency Certification**

The undersigned hereby certifies that this agency will comply with the [Federal CSBG Programmatic Assurances \(CSBG Act Section 676\(b\)\)](#) and [California State Assurances \(Government Code Sections 12747\(a\), 12760, and 12768\)](#) for services and programs provided under the 2026/2027 Community Needs Assessment and Community Action Plan. The undersigned governing body accepts the completed Community Needs Assessment. (Organizational Standard 3.5)

<hr/>		<hr/>	
<b>Name:</b>	Timothy J. Hawkins	<b>Name:</b>	John Kuhn
<b>Title:</b>	Executive Director	<b>Title:</b>	Board Chair
<b>Date:</b>		<b>Date:</b>	

### **ROMA Certification**

The undersigned hereby certifies that this agency's Community Action Plan and strategic plan document the continuous use of the Results Oriented Management and Accountability (ROMA) system or comparable system (assessment, planning, implementation, achievement of results, and evaluation). (CSBG Act 676(b)(12), Organizational Standard 4.3)

<b>Name:</b>	Lucy Hernandez
<b>ROMA Title:</b>	Nationally Certified ROMA Trainer
<b>Date:</b>	

### **CSD Use Only**

Dates CAP		Accepted By
Received	Accepted	

## **Public Hearing(s)**

California Government Code Section 12747(b)-(d)

### **State Statute Requirements**

As required by California Government Code Section 12747(b)-(d), agencies are required to conduct a public hearing for the purpose of reviewing the draft CAP. Testimony presented by low-income individuals and families during the public hearing shall be identified in the final CAP.

### **Guidelines**

#### **Notice of Public Hearing**

1. Notice of the public hearing should be published at least 10 calendar days prior to the public hearing.
2. The notice may be published on the agency's website, social media channels, and/or in newspaper(s) of local distribution.
3. The notice should include information about the draft CAP; where members of the community may review, or how they may receive a copy of, the draft CAP; the dates of the comment period; where written comments may be sent; date, time, and location of the public hearing; and the agency contact information.
4. The comment period should be open for at least 10 calendar days prior to the public hearing. Agencies may opt to extend the comment period for a selected number of days after the hearing.
5. The draft CAP should be made available for public review and inspection approximately 30 days prior to the public hearing. The draft CAP may be posted on the agency's website, social media channels, and distributed electronically or in paper format.
6. Attach a copy of the Notice(s) of Public Hearing in Part III: Appendices as Appendix A.

#### **Public Hearing**

1. Agencies must conduct at least one public hearing on the draft CAP.
2. Public hearing(s) must be held in the designated CSBG service area(s).
3. Low-income testimony presented at the hearing or received during the comment period should be memorialized verbatim in the Low-Income Testimony and Agency's Response document and appended to the final CAP as Appendix B in Part III: Appendices.
4. The Low-Income Testimony and Agency's Response document should include the name of low-income individual, his/her testimony, an indication of whether or not the need was addressed in the draft CAP, and the agency's response to the testimony if the concern was not addressed in the draft CAP.

### **Additional Guidance**

For the purposes of fulfilling the public hearing requirement on the draft CAP, agencies may conduct the public hearing in-person, remotely, or using a hybrid model based on community need at the time of the hearing.

### **Public Hearing Report**

Date(s) the Notice(s) of Public Hearing(s) was/were published	June 5 <sup>th</sup> and 16 <sup>th</sup>
Date Public Comment Period opened	May 19, 2025
Date Public Comment Period closed	June 16, 2025
Date(s) of Public Hearing(s)	June 17, 2025
Location(s) of Public Hearing(s)	Virtual via MS Teams
Where was the Notice of Public Hearing published? (agency website, newspaper, social media channels)	Social Media Channels
Number of attendees at the Public Hearing(s)	



## Part I: Community Needs Assessment Summary

CSBG Act Section 676(b)(11)

California Government Code Section 12747(a)

### Helpful Resources

A community needs assessment provides a comprehensive “picture” of the needs in your service area(s). Resources are available to guide agencies through this process.

- CSD-lead training – “Community Needs Assessment: Common Pitfalls and Best Practices” on Tuesday, September 10, 2024, at 1:00 pm. [Registration is required](#). The training will be recorded and posted on the Local Agencies Portal after the event.
- Examples of CNAs, timelines, and other resources are on the [Local Agencies Portal](#).
- [Community Action Guide to Comprehensive Community Needs Assessments](#) published by the National Association for State Community Service Programs (NASCS).
- [Community Needs Assessment Tool](#) designed by the National Community Action Partnership (NCAP).
- National and state quantitative data sets. See links below.

Sample Data Sets		
<b>U.S. Census Bureau</b> <a href="#">Poverty Data</a>	<b>U.S. Bureau of Labor Statistics</b> <a href="#">Economic Data</a>	<b>U.S. Department of Housing and Urban Development</b> <a href="#">Housing Data &amp; Report</a>
<b>HUD Exchange</b> <a href="#">PIT and HIC Data Since 2007</a>	<b>National Low-Income Housing Coalition</b> <a href="#">Housing Needs by State</a>	<b>National Center for Education Statistics</b> <a href="#">IPEDS</a>
<b>California Department of Education</b> <a href="#">School Data via DataQuest</a>	<b>California Employment Development Department</b> <a href="#">UI Data by County</a>	<b>California Department of Public Health</b> <a href="#">Various Data Sets</a>
<b>California Department of Finance</b> <a href="#">Demographics</a>	<b>California Attorney General</b> <a href="#">Open Justice</a>	<b>California Health and Human Services</b> <a href="#">Data Portal</a>
<b>CSD Census Tableau</b> <a href="#">Data by County</a>		<b>Population Reference Bureau</b> <a href="#">KidsData</a>
<b>Data USA</b> <a href="#">National Public Data</a>	<b>National Equity Atlas</b> <a href="#">Racial and Economic Data</a>	<b>Census Reporter</b> <a href="#">Census Data</a>

Sample Data Sets		
<b>Urban Institute</b> <a href="#">SNAP Benefit Gap</a>	<b>Race Counts</b> <a href="#">California Racial Disparity Data</a>	<b>Rent Data</b> <a href="#">Fair Market Rent by ZIP</a>
<b>UC Davis</b> <b>Center for Poverty &amp; Inequality</b> <a href="#">Poverty Statistics</a>	<b>University of Washington</b> <b>Center for Women's Welfare</b> <a href="#">California Self-Sufficiency Standard</a>	<b>University of Wisconsin</b> <b>Robert Wood Johnson</b> <b>Foundation</b> <a href="#">County Health Rankings</a>
<b>Massachusetts</b> <b>Institute of Technology</b> <a href="#">Living Wage Calculator</a>	<b>Nonprofit Leadership Center</b> <a href="#">Volunteer Time Calculator</a>	<b>Economic Policy Institute</b> <a href="#">Family Budget Calculator</a>

## Narrative

CSBG Act Section 676(b)(9)

Organizational Standards 1.1, 1.2, 1.3, 2.2, 3.2, 3.3, 3.4, 6.4

ROMA – Assessment

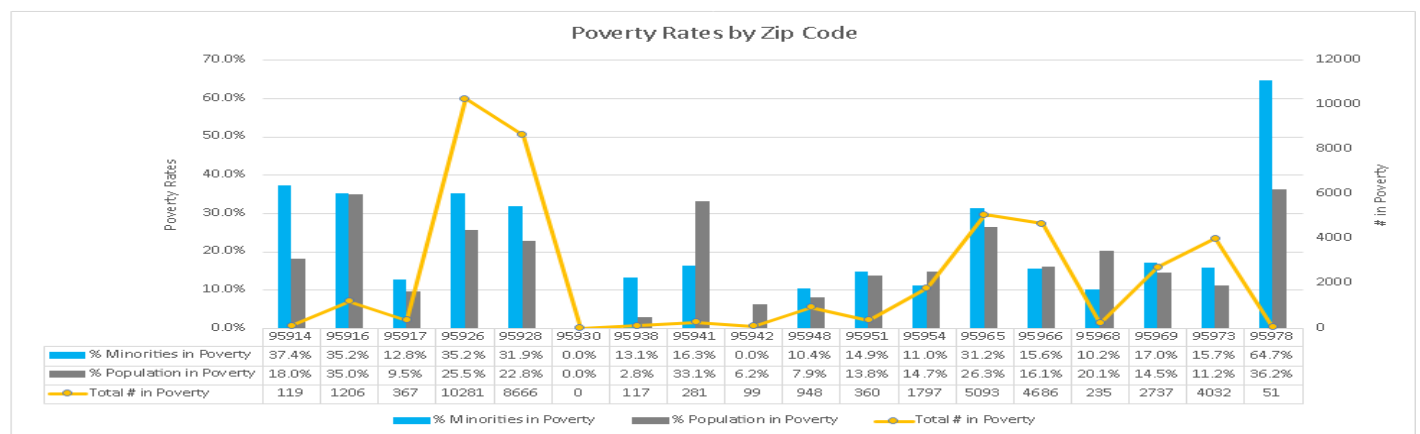
Based on your agency's most recent CNA, please respond to the questions below.

1. Describe how your agency collected and included current data specific to poverty and its prevalence related to gender, age, and race/ethnicity for your service area(s). (Organizational Standard 3.2)

Appropriate eligibility and demographic data are collected at the time of client intake and enrollment. Depending on the program and its requirements, this data is collected and stored in at least one of our program-specific databases or collected in hard copy for entry into mandated reporting systems (e.g., for Food and Nutrition Programs). Most, but not all program demographic collections, include questions related to poverty level. Programs that do not collect poverty level require the clients to self-certify as low-income. The collected demographic data provides insight into who is using our programs and services. Additionally, our Community Needs Assessment survey collected data specific to poverty including household income, gender, age, and race/ethnicity. This survey was completed by nearly 590 respondents.

2. Describe the geographic location(s) that your agency is funded to serve with CSBG. If applicable, include a description of the various pockets, high-need areas, or neighborhoods of poverty that are being served by your agency.

CAABCI primarily serves Butte County California, but reaches into Colusa, Glenn, Plumas, and Sierra Counties. The agency focuses its direct food distribution and other activities in remote areas below 51% of the area median income. This includes Concow, Gridley, Thermalito, Clippermills, Forbestown, Sterling City, Biggs, South Gridley, Magalia, Palermo, South Oroville, Berry Creek, and Feather Falls. The number of individuals in poverty tends to be clustered in the more populous areas, such as Chico (zip codes 95926, 95928, 95973), Oroville (zip codes 95965, 95966), and Paradise/Magalia (95968, 95959).



3. Indicate from which sources your agency collected and analyzed quantitative data for its most recent CNA. (Check all that apply.) (Organizational Standard 3.3)

**Federal Government/National Data Sets**

- ☒ Census Bureau
- ☒ Bureau of Labor Statistics
- ☐ Department of Housing & Urban Development
- ☐ Department of Health & Human Services
- ☐ National Low-Income Housing Coalition
- ☐ National Equity Atlas
- ☐ National Center for Education Statistics
- ☐ Academic data resources
- ☒ Other online data resources
- ☒ Other

**Local Data Sets**

- ☐ Local crime statistics
- ☐ High school graduation rate
- ☐ School district school readiness
- ☐ Local employers
- ☐ Local labor market
- ☐ Childcare providers
- ☐ Public benefits usage
- ☒ County Public Health Department
- ☒ Other

**California State Data Sets**

- ☐ Employment Development Department
- ☐ Department of Education
- ☐ Department of Public Health
- ☐ Attorney General
- ☐ Department of Finance
- ☐ Other

**Surveys**

- ☒ Clients
- ☒ Partners and other service providers
- ☒ General public
- ☒ Staff
- ☒ Board members
- ☒ Private sector
- ☒ Public sector
- ☒ Educational Institutions
- ☒ Other

**Agency Data Sets**

- ☒ Client demographics
- ☒ Service data
- ☒ CSBG Annual Report
- ☒ Client satisfaction data
- ☐ Other

4. If you selected "Other" in any of the data sets in Question 3, list the additional sources.

Feeding America, Sparkmap, Butte 2-1-1.

5. Indicate the approaches your agency took to gather qualitative data for its most recent CNA.  
(Check all that apply.) (Organizational Standard 3.3)

**Surveys**

- ☒ Clients
- ☒ Partners and other service providers
- ☒ General public
- ☐ Staff
- ☐ Board members
- ☐ Private sector
- ☐ Public sector
- ☐ Educational institutions

**Interviews**

- ☐ Local leaders
- ☐ Elected officials
- ☐ Partner organizations' leadership
- ☐ Board members
- ☐ New and potential partners
- ☒ Clients

**Focus Groups**

- ☐ Local leaders
- ☐ Elected officials
- ☐ Partner organizations' leadership
- ☐ Board members
- ☐ New and potential partners
- ☒ Clients
- ☐ Staff

☒ **Community Forums**☒ **Asset Mapping**

☐ **Other**

6. If you selected “Other” in Question 5, please list the additional approaches your agency took to gather qualitative data.

N/A

7. Describe how your agency analyzed information collected directly from low-income individuals to better understand their needs. (Organizational Standards 1.1, 1.2)

Our agency teamed up with the Red Cross’ Community Adaptation Team, the Butte Resilience Collaborative and Butte/Glenn 2-1-1 to provide a comprehensive community needs assessment survey and community focus groups. This consisted of an online survey, which collected both quantitative and qualitative information, and focus groups, which collected primarily qualitative information. We collected data in English and Spanish.

8. Summarize the data gathered from each sector of the community listed below and detail how your agency used the information to assess needs and resources in your service area(s). Your agency must demonstrate that each sector was included in the needs assessment; A response for each sector is required. (CSBG Act Section 676(b)(9), Organizational Standard 2.2)

#### A. Community-based organizations

Community-based organizations – The Community Action Agency of Butte County works with the CBO’s listed below to address the causes and conditions of poverty in Butte County. The Agency’s CNA survey was made available to these organizations and their responses were included in the assessment of needs and detailed in Appendix E.

Torres Shelter	Victim Witness Services	Sabbath House
Jesus Center	Johnson House	Carla May
Maple Manor	Youth 4 Change	Work Training Center
E-Center Head Start	Chico Community Children’s Center	20/30 Club
Counseling Solutions	Eagles	Chico Kiwanis Club
North Valley Community Foundation	Veterans Resource Center	Chico Peace and Justice Center
Housing Tools	Home and Health Care Management	Alliance for Workforce Development
Legal Services of Northern California	Without a Roof	2-1-1
Vectors	Caminar	Oroville Rescue Mission
Stairways	Catalyst	Soroptomist
Computers for Classrooms	Alternatives to Violence	Arc of Butte County
Community Resident Services	African American Family and Cultural Center	Mercy Housing
Mountain Circle	Northern California Adaptive Living	Oroville Economic and Community Development
Paradise Gleaners	Willows Food Bank	Salvation Army Chico & Red

		Bluff
Elijah House	Center for Healthy Communities	California Indian Manpower
Hope Center	Mi Casa After School Program	Mount of Olives
B. Faith-based organizations		
Faith-based organizations - The Community Action Agency of Butte County works with the faith-based organizations listed below to address the causes and conditions of poverty in Butte County. The Agency's CNA survey was made available to these organizations and their responses were included in the assessment of needs and detailed in Appendix E.		
The Interfaith Council	Salvation Army	Jesus Center
The Well Ministry of Rescue	Oroville Rescue Mission	The Hope Center
The Orchard Church	Hope for Life	Grace Community Church
C. Private sector (local utility companies, charitable organizations, local food banks)		
Private sector (local utility companies, charitable organizations, local food banks) - The Community Action Agency of Butte County works with the private sector organizations listed below to address the causes and conditions of poverty in Butte County. The Agency's CNA survey was made available to these organizations and their responses were included in the assessment of needs and detailed in Appendix E.		
Gridley Electric	Recology	Mom's Restaurant
Azad's Martial Arts	Lundberg Farms	Wagon Wheel
African American Family Cultural Center	Red Cross	
D. Public sector (social services departments, state agencies)		
Public sector (social services departments, state agencies) - The Community Action Agency of Butte County works with the public sector organizations listed below to address the causes and conditions of poverty in Butte County. The Agency's CNA survey was made available to these organizations and their responses were included in the assessment of needs and detailed in Appendix E.		
City of Chico	City of Oroville	Butte County Children's Services Department
Butte County Probation	Housing Authority of Butte County	Butte County Department of Education and Social Services
Butte County Behavioral Health and Public Health	Butte County Library	Butte County Sheriff Department
City of Gridley	City of Paradise	City of Biggs
E. Educational institutions (local school districts, colleges)		

Educational institutions (local school districts, colleges) - The Community Action Agency of Butte County works with the educational institutions listed below to address the causes and conditions of poverty in Butte County. The Agency's CNA survey was made available to these organizations and their responses were included in the assessment of needs and detailed in Appendix E.

Welcome Back Butte Charter	Chico Unified School District	Oroville Adult School
E-Center Head Start	Chico Community Children's Center	Butte County Office of Education – School Ties
California State University, Chico (CSUC) – School of Business	CSUC – Food Security Project	CSUC – Community Action Volunteers (CAVE)
CSUC – Bachelor of Social Work	University of Phoenix	Sonoma State Nurses
Butte College Nursing Students		

9. "Causes of poverty" are the negative factors that create or foster barriers to self-sufficiency and/or reduce access to resources in communities in which low-income individuals live. After review and analysis of the data, describe the causes of poverty in your agency's service area(s). (Organizational Standard 3.4)

Butte County residents are faced with barriers common to many California rural communities. The county is large (1,670 square miles) with much of the population condensed within a few central cities. However, a sizeable portion of the population resides in smaller pockets located outside the reach of many goods and services. These residents have extremely limited access to employment, education, grocery stores, medical resources, reliable utilities, support services, and transportation services. Housing prices and rental rates increased significantly since the 2018 Camp Fire, 2020 Bear and Dixie fires and the 2024 Park fire, all impacting the entire community, but disproportionately impacting low-income residents. As shown below, the cost burden for those renting is much higher on average than owner-occupied households.

- Cost burdened rental households (spent more than 30% of household income on rental costs): **52.35%** of all rental households in Butte County, CA.
- Cost-burdened owner-occupied households with a mortgage: **30.36%**.
- Cost-burdened owner-occupied households without a mortgage: **20.28%**.

In our survey of community members, the largest portion identified food insecurity as the #1 issue. Those major themes included the need for more food pantries, more affordable food given the continued increase in food prices, the need for home delivered meal programs for folks with disabilities or more public transportation to access affordable food.



10. “Conditions of poverty” are the negative environmental, safety, health and/or economic conditions that may reduce investment or growth in communities where low-income individuals live. After review and analysis of the data, describe the conditions of poverty in your agency’s service area(s). (Organizational Standard 3.4)

As in much of rural northern California, many Butte County residents, particularly those with low-incomes, face barriers or limitations in infrastructure and resources. This includes transportation limitations impacting access to food, employment, and education opportunities. Food deserts abound where residents have limited access to affordable and nutritious food which has only increased in recent years due to disasters. Our community survey and listening sessions reflect these conditions.

The last question in our community survey was an open-ended question which asked, “What resources or programs or assistance is needed in our community or needs more support in our community and please explain why.” There were 578 responses to this question. Upon review, we have categorized and summarized all responses into the top 10 categories provided below. A full list of responses can be found in Appendix E.

- **Food Assistance** The most frequently mentioned need is related to food security. This includes requests for more food for food pantries, more food banks (including mobile and weekend options), affordable food, hot meals, home-delivered meals, vouchers for fresh produce, and increased benefits like CalFresh or SNAP. Many sources highlighted the need for better access for those with mobility issues or work schedules conflicting with distribution times. There is also a desire for healthier options, including fresh fruits, vegetables, and protein.
- **Housing Assistance** Another major concern is housing, encompassing requests for more available and affordable housing, rental assistance, help for those facing eviction, housing for specific populations (like aging or middle-income single individuals/families), and assistance with housing after disasters. The difficulty in finding suitable housing due to factors like credit history, fixed incomes, and rising costs was frequently mentioned.
- **Homelessness Support** Directly related to housing, support for the homeless population is highlighted as a significant need. This includes requests for more shelters (especially low-barrier and year-round options), safe spaces, transitional housing, managed campsites or tiny villages, and programs aimed at getting people off the streets and providing comprehensive support like job training and health services. Concerns were also raised about the impact of homelessness on public safety and park access.
- **Healthcare Access** Access to healthcare, including physicians, specialists, urgent care, hospitals, and dental care, is a noted need, particularly the difficulty in accessing timely and quality care and finding providers who accept certain insurance like Medi-Cal. There's also a call for more affordable or low-cost healthcare options. Specific needs mentioned include support for chronic illness, disaster recovery healthcare, and patient advocates.
- **Utility Assistance** Assistance with utility bills, including electric, water, propane, and trash, is frequently requested. Rising rates and the running out of existing resources like LIHEAP are major concerns, particularly for those on fixed or low-to-middle incomes. Assistance is needed year-round for heating and cooling costs.

11. Describe your agency's approach or system for collecting, analyzing, and reporting customer satisfaction data to the governing board. (Organizational Standard 1.3)

Customer satisfaction surveys are distributed to consumers of various programs, where it is feasible to collect. The results of those surveys, Google Business Reviews, and other feedback channels (e.g., letters, verbal feedback) are accumulated and included in a Marketing Report. This report is presented and reviewed in the Board of Directors' Program Committee monthly.

12. Describe how your agency will include customer satisfaction data and customer input, collected as part of the community needs assessment, in the next strategic planning process. (Organizational Standard 6.4)

In the next strategic planning process, our agency will integrate customer satisfaction data and customer input, collected through the community needs assessment, in the following ways:

- **Data Analysis and Review:** We will analyze the customer satisfaction surveys and community input gathered during the assessment phase. This data will be used to identify key trends, areas for improvement, and customer expectations. We will also review open-ended feedback to understand specific needs and concerns raised by the community.
- **Incorporating Insights into Goal Setting:** The insights gained from the customer satisfaction data will help guide the development of our strategic goals. For instance, if feedback indicates a need for improved customer service or access to certain resources, these issues will be prioritized in the strategic objectives, ensuring alignment with community needs.
- **Identifying Areas of Focus:** Customer input will help us pinpoint the most critical areas requiring attention or improvement. This may include service delivery, communication, or accessibility. By using real data, we ensure that the strategic plan addresses the most pressing concerns of the people we serve.
- **Engaging Stakeholders in the Planning Process:** We will involve key stakeholders, including community members, in collaborative planning sessions to discuss the findings from the assessment. This engagement ensures transparency and provides an opportunity for direct feedback from those who will be impacted by the strategic decisions.
- **Setting Measurable Objectives:** We will use the feedback to set measurable and achievable objectives that address customer satisfaction and input. This will include defining key performance indicators (KPIs) to track progress and ensure that improvements are being made in the areas that matter most to the community.
- **Continuous Feedback Loop:** The strategic plan will not be static. We will incorporate a mechanism for ongoing collection of customer satisfaction data to ensure that we stay responsive to the community's evolving needs. Regular assessments will allow us to adjust the strategic plan as necessary to maintain alignment with customer expectations.

## Results

CSBG Act Section 676(b)(11)

California Government Code Section 12747(a)

Organizational Standard 4.2

State Plan Summary and Section 14.1a

ROMA – Planning

Based on your agency's most recent CNA, please complete Table 1: Needs Table and Table 2: Priority Ranking Table.

Table 1: Needs Table					
Needs Identified	Level (C/F)	Agency Mission (Y/N)	Currently Addressing (Y/N)	If not currently addressing, why?	Agency Priority (Y/N)
Food Assistance	F/C	Y	Y	Choose an item.	Y
Safe, Secure and Affordable Housing	F	Y	Y	Choose an item.	Y
Access to Medical Assistance	F	Y	Y	Choose an item.	Y
Utility Assistance	F	Y	Y	Choose an item.	Y
				Choose an item.	

**Needs Identified:** Enter each need identified in your agency's most recent CNA. Ideally, agencies should use ROMA needs statement language in Table 1. ROMA needs statements are complete sentences that identify the need. For example, "Individuals lack living wage jobs" or "Families lack access to affordable housing" are needs statements. Whereas "Employment" or "Housing" are not. Add row(s) if additional space is needed.

**Level (C/F):** Identify whether the need is a community level (C) or a family level (F) need. If the need is a community level need, the need impacts the geographical region directly. If the need is a family level need, it will impact individuals/families directly.

**Agency Mission (Y/N):** Indicate if the identified need aligns with your agency's mission.

**Currently Addressing (Y/N):** Indicate if your agency is addressing the identified need.

**If not currently addressing, why?:** If your agency is not addressing the identified need, please select a response from the dropdown menu.

**Agency Priority:** Indicate if the identified need is an agency priority.

**Table 2: Priority Ranking Table**

	Agency Priorities	Description of programs, services, activities	Indicator(s) or Service(s) Category
1.	Food Assistance	<ul style="list-style-type: none"> <li>• <u>North State Food Bank</u>: Collects and distributes food in Butte, Colusa, Glenn, Plumas, and Sierra counties.</li> <li>• <u>530 Food Rescue Coalition</u>: Volunteer driven diversion of edible food from landfill to local non-profits to feed the poor.</li> </ul>	<ul style="list-style-type: none"> <li>• SRV 5jj</li> <li>• CNPI 5d</li> </ul>
2.	Safe, Secure and Affordable Housing	<ul style="list-style-type: none"> <li>• <u>Esplanade House Transitional Housing</u>: 25 Units/100 Beds for Homeless Families w/Children</li> <li>• <u>Affordable Housing for Low-Income families and Individuals</u>: 33 Units/150 Beds</li> <li>• <u>Northpoint Apartments for Low-Income families and Individuals</u>: 50 Units/200 Beds</li> <li>• <u>Weatherization</u>: Repairs and improvements to homes to make them safer and energy efficient.</li> </ul>	<ul style="list-style-type: none"> <li>• FNPI 2g, 3a, 3b, 3d, 4a, 5d, 5e. SRV 2k, 2l, 2w, 4n, 4o, 7a</li> <li>• FNPI 4b, 4c, 4d SRV 4o</li> <li>• FNPI 4b, 4c, 4d SRV 4o</li> <li>• FNPI 4g, 4h SRV 4q, 4s, 4t</li> </ul>
3.	Access to Medical Assistance	<ul style="list-style-type: none"> <li>• In partnership with Ampla Health, Sonoma University, and Yuba College, medical screenings, evaluations, and referrals are provided to the Transitional Housing and Affordable Housing residents.</li> <li>• Drug and Alcohol Out-Patient Services are provided to Transitional Housing and Affordable Housing residents, who receive on-site evaluation, assistance, education, and referrals.</li> <li>• Butte CARES, a newer CalAIM funded program, provides medically-based case management, individual service plans, and referrals to other community services to vulnerable populations.</li> </ul>	<ul style="list-style-type: none"> <li>• SRV 5c, 5h, 5s, 5t, 5mm, 7a, 7b</li> </ul>
4.	Utility Assistance	<ul style="list-style-type: none"> <li>• <u>Utility Assistance</u>: Provides payment assistance for electricity, natural gas, propane, heating oil, cord wood, and wood pellets.</li> <li>• <u>Weatherization</u>: Repairs and improvements to homes reduce energy bills by improvements to energy efficiency.</li> </ul>	<ul style="list-style-type: none"> <li>• SRV 4i, 4k</li> <li>• FNPI 4g, 4h SRV 4q, 4s, 4t</li> </ul>
5.			

**Agency Priorities:** Rank the needs identified as a priority in Table 1: Needs Table according to your agency's planned priorities. Ideally, agencies should use ROMA needs statement language. Insert row(s) if additional space is needed.

**Description of programs, services, activities:** Briefly describe the program, services, or activities that your agency will provide to address the need. Including the number of clients who are expected to achieve the indicator in a specified timeframe.

**Indicator/Service Category:** List the indicator(s) (CNPI, FNPI) or service(s) (SRV) that will be reported on in Modules 3 and 4 of the CSBG Annual Report.

## Part II: Community Action Plan

CSBG Act Section 676(b)(11)

California Government Code Sections 12745(e), 12747(a)

California Code of Regulations Sections 100651 and 100655

### Vision and Mission Statements

ROMA – Planning

#### 1. Provide your agency's Vision Statement.

We envision communities where all residents engage in creating and benefiting from opportunities to thrive, achieve and enjoy life.

#### 2. Provide your agency's Mission Statement.

To improve the economic security and well-being of low-income residents of Butte County and our surrounding service area through diverse housing, human service programs and community collaborations.

## Tripartite Board of Directors

CSBG Act Sections 676B(a) and (b), 676(b)(10)

Organizational Standard 1.1

ROMA – Evaluation

1. Describe your agency's procedures under which a low-income individual, community organization, religious organization, or representative of low-income individuals that considers its organization or low-income individuals to be inadequately represented on your agency's board to petition for adequate representation. (CSBG Act Section 676(b)(10), Organizational Standard 1.1)

The procedure to become a member of CAABCI's Board of Director's is included in the Agency's By-laws and lists the steps by which an individual or organization can seek representation. Clients will be solicited by staff to approve (or not) the election of the identified candidate to the vacant Board position via a ballot. Prior to the ballot's circulation, a flier will be circulated to the same individuals during the prior month to notify them of the upcoming election opportunity. The flier will contain candidate information. Staff will report to the Board on all procedures conducted during the election. Following this democratic process, Board members are asked to approve the results of the election and seat the selected representative.

## Service Delivery System

CSBG Act Section 676(b)(3)(A)

State Plan 14.3a

ROMA - Implementation

1. Describe your agency's service delivery system. Include a description of your client intake process or system and specify whether services are delivered via direct services or subcontractors, or a combination of both. (CSBG Act Section 676(b)(3)(A), State Plan 14.3a)

Our direct food distributions rely solely on the clients' self-certification of eligibility. For other programs, a pre-screening assessment is completed with most clients over the phone to determine eligibility for our services or programs. Ineligible clients are referred to outside programs or services. If a client is eligible, they are asked to complete an application, which includes a Characteristics Data Form is completed to collect demographic information. Services are delivered directly by internal program staff, by third party vendor or service provider, or a combination of both. Information gathered is entered into the programs applicable database, then used for tracking Family National Performance Indicators (FNPI's).

2. Describe how the poverty data related to gender, age, and race/ethnicity referenced in Part I: Community Needs Assessment Summary, Narrative, Question 1 will inform your service delivery and strategies in the coming two years?

Poverty appears to disproportionately affect Black/African American and Hispanic or Latino residents in Butte County, according to the 2019-23 American Community Survey data. In general, those racial minorities have a significantly higher poverty rate than white residents, with poverty rates of 47.58% and 22.96% per capita respectively compared to white poverty rates of 15.69%.

Of those in poverty, we were able to serve 18.5% (4,411) of white residents in poverty (23,882) in Butte County in 2024, and 25% (437) of Black/African American residents in poverty (1,774) in Butte County in the same year. While 17.2% of Butte County's residents identified as non-white, 84.3% of those in poverty identified as non-white minorities, only 37% of the agency's clients identified as non-white minorities.

Considering this data, the agency will increase outreach and coordination with groups and agencies that work closely with underserved minority groups such as the African American Family Cultural Center, Hmong Cultural Center, and Northern Valley Catholic Charities Services, to identify needs. In addition, the agency will ensure intake forms are available in multiple languages reflected in our community.



## Linkages and Funding Coordination

CSBG Act Sections 676(b)(1)(B) and (C); 676(b)(3)(B), (C) and (D); 676(b)(4), (5), (6), and (9)

California Government Code Sections 12747(a), 12760

Organizational Standards 2.1

State Plan 9.3b, 9.4b, 9.5, 9.7, 14.1b, 14.1c, 14.3d, 14.4

1. Describe how your agency coordinates funding with other providers in your service area. If there is a formalized coalition of social service providers in your service area, list the coalition(s) by name and methods used to coordinate services/funding. (CSBG Act Sections 676(b)(1)(C), 676(b)(9); Organizational Standard 2.1; State Plan 14.1c)

The Agency coordinates the use of its resources through the identification of needs in the community and by working closely with other community-based organizations and coalitions around key community initiatives. All anticipated public and private resources are accounted for and assigned to the appropriate program(s) based on the funding purpose. CSBG funds are used to support the Agency's programs by leveraging other funding sources. providing foundational support for its administration and supporting other community programs that are addressing identified needs. The Agency strives to maximize its non-CSBG resources by continually seeking new funding sources and maximizing partnerships to deliver services to our clients that the Agency cannot provide. Some examples are 1: The Agency is an active member of the Butte Countywide Homeless Continuum of Care (CoC). The Butte CoC is a multi-agency planning body with the common goal of ending homelessness. 2: The Agency has expanded its distribution of emergency food in locations which have been identified as being below the area median income by coordinating with Butte County and leveraging County funds to purchase larger quantities of wholesome and nutritious food. 3: The Agency is using CalAIM to enhance service provisions to homeless families and leverage program operation costs. 4: The Agency is an active member in the Butte County Food Systems and utilizes CSBG funding to leverage collaborative projects that align with the agency's mission.

2. Provide information on any memorandums of understanding and/or service agreements your agency has with other entities regarding coordination of services/funding. (CSBG Act Section 676(b)(3)(C), Organizational Standard 2.1, State Plan 9.7)

The Agency has MOUs with other organizations for a variety of purposes, varying from outreach/market-research to service delivery. Through its Esplanade House program, the Agency maintains MOUs with various government and non-profit service providers which allow the sharing of client information regarding individual case management and coordination of services. The Agency operates the North State Food Bank which has MOUs with 52 organizations to distribute emergency food to low-income households in its five county TEFAP service area. Below is a non-exhaustive list of MOUs and their purposes:

- African American Family Cultural Center – Food distribution



- Almanor Food Pantry – Food distribution
- Biggs Methodist Church – Food distribution
- Butte County Department of Employment and Social Services – HMIS participation
- CalCAPA – Community Action Virtual Onboarding platform
- Chico Area Recreation & Park District – Facilities for Volunteer Income Tax Assistance
- Child Psychologist – Services for Esplanade House Transitional Housing participants
- CSU Chico Center for Healthy Communities – LIHEAP outreach
- Indian Valley Food Bank – Food distribution
- Orange Tree Senior – Food distribution
- Pines Hardware – Food distribution
- Red Cross – Data Sharing for collaborative projects
- Sheep Barn – Food Distribution
- Sierra Nevada Foster Agency – Program participant placement at Esplanade House
- Williams Family Action Center – Food distribution

### 3. Describe how your agency ensures delivery of services to low-income individuals while avoiding duplication of services in the service area(s). (CSBG Act Section 676(b)(5), California Government Code 12760)

CAABCI coordinates and is involved with numerous partnerships and organizations serving low-income families. This allows us to work with other CBO's who can reach out to low-income families regarding the services our agency provides. This network not only works for us, but we do the same when partner agencies hold an event catered for low-income families. Our agency is increasingly using social media to promote and market CAABCI programs and events and other events or services in the community that could be beneficial to our target customer base. CAABCI staff regularly attend the following social service-related community meetings to ensure the agency's resources are not duplicating other services:

Butte CoC Membership Meetings	Butte CoC Coordinated Entry	Butte CoC HMIS
Greater Chico Homeless Taskforce	Butte County Interagency Children's Services Coordinating Council	Northern California CalAIM Collaborative
Butte County Food Systems Collaborative	Feeding the Ridge	Butte-Glenn VOAD (Volunteer Organizations Active in Disaster)

### 4. Describe how your agency will leverage other funding sources and increase programmatic

and/or organizational capacity. (CSBG Act Section 676(b)(3)(C))

The agency prioritizes the leveraging and braiding of federal, state, county, and municipal funding in addition to private funding sources within each of its programs. It does this through staying up to date on and applying for many available funding sources, building relationships with funders and local service partners. This allows the agency to leverage its funding to increase organizational capacity and advocate for and support other organizations providing services to the designated population within the community.

5. Describe your agency's contingency plan for potential funding reductions. (California Government Code Section 12747(a))

The Agency continuously seeks and acquires non-governmental sources of funding for program activities and for community capacity-building initiatives. The Agency works diligently to coordinate services and collaborate on projects with other nonprofits in the community to mutually benefit from joint marketing, efficiency, effectiveness, and financial fund-raising efforts. Corporate and foundation partnerships and support are applied for when appropriate and supported regularly for other nonprofit organizations who may be applying for funding to enhance community services. Advocacy at the state and county level is enhanced to assist the Agency and other community services providers and service networks in their efforts to increase funding.

6. Describe how your agency will address the needs of youth in low-income communities through youth development programs and promote increased community coordination and collaboration in meeting the needs of youth. (CSBG Act Section 676(b)(1)(B), State Plan 14.1b)

The Agency will continue to provide Child Advocate services at the Agency's transitional housing program. A significant part of this service is re-establishing the role of the parents and family in supporting the child and increasing use of available community resources to support the needs of the child. The Agency also provides affordable apartment units to Transition Aged Youth who came out of the foster system.

7. Describe how your agency will promote increased community coordination and collaboration in meeting the needs of youth, and support development and expansion of innovative community-based youth development programs such as the establishment of violence-free zones, youth mediation, youth mentoring, life skills training, job creation, entrepreneurship programs, after after-school childcare. (CSBG Act Section 676(b)(1)(B), State Plan 14.1b)

The agency has established a violence-free zone in the Agency's transitional housing program. We will continue to work with other social service agencies and local college/universities to coordinate youth development activities, mentorships, and tutoring. The agency works with after school and summer program for youth residing at the agency's transitional housing program that will mentor youth, provide life skills and expose them to a variety of career opportunities to expand their own

vision for their future.

8. Describe your agency's coordination of employment and training activities as defined in Section 3 of the Workforce and Innovation and Opportunity Act [29 U.S.C. 3102]. (CSBG Act Section 676(b)(5); State Plan 9.4b)

CAABCI conducts the following services to help the community secure and retain meaningful employment:

- Provides on-the-job work training opportunities by partnering with local job placement agencies, helping individuals secure job skills prior to employment. These opportunities are historically warehouse, janitorial and clerical positions;
- Provides internship and work-study opportunities by partnering with CSU Chico, Butte College, and other educational entities. These opportunities help provide the needed experience in social work, drug/alcohol counseling, nursing, child development and administrative skills;
- Aids employees that require time-off to participate in adult education programs for literacy assistance.

9. Describe how your agency will provide emergency supplies and services, nutritious foods, and related services, as may be necessary, to counteract conditions of starvation and malnutrition among low-income individuals. (CSBG Act Section 676(b)(4), State Plan 14.4)

The Agency provides food to low-income individuals through a variety of programs offered by its North State Food Bank (NSFB) and is expanding its capacity to do so. The NSFB collects and distributes food throughout a service region encompassing Butte, Glenn, Colusa, Plumas, and Sierra Counties. With the help from an extensive network of partners, the NSFB offers multiple programs to help low-income families get the food and nutrition they need each month. This is accomplished through: 1. The Emergency Food Assistance Program (TEFAP). Distributes food through fifty-two sites of partner agencies to eligible families and individuals; 2. Pack-A-Meal Program. Engages the community by having volunteers' package nutritionally complete meals for distribution throughout the service region; 3. Tailgate Distributions. The Agency combines perishable foods from a state-wide Donate Don't Dump Program with shelf-stable items purchased with grant funding in direct-to-consumer events throughout its service area. These Tailgate Distributions offer other service providers the opportunity to distribute resource information directly to low-income families. The Agency partners with CSU Chico's Center for Healthy Communities to operate the 530 Food Rescue Coalition. This program uses volunteers to provide free transportation and coordination surplus food to local non-profit organizations.

10. Is your agency a dual (CSBG and LIHEAP) service provider?

☒ Yes

☐ No

11. For dual agencies:

Describe how your agency coordinates with other antipoverty programs in your area, including the emergency energy crisis intervention programs under Title XXVI, relating to low-income home energy assistance (LIHEAP) that are conducted in the community. (CSBG Act Section 676(b)(6), State Plan 9.5)

For all other agencies:

Describe how your agency coordinates services with your local LIHEAP service provider?

As the CSBG eligible agency in Butte County, CAABCI coordinates all CSBG supported activities, including transitional housing, other homeless and homeless prevention services, surplus commodities distribution, and Volunteer Income Tax Assistance to ensure that appropriate referral mechanisms are in place. The agency will continue to make all necessary efforts to conduct an energy crisis intervention program under Title XXVI of Federal Public Law 97-35, relating to Low-Income Home Energy Assistance.

12. Describe how your agency will use funds to support innovative community and neighborhood-based initiatives, which may include fatherhood and other initiatives, with the goal of strengthening families and encouraging effective parenting. (CSBG Act Section 676(b)(3)(D), State Plan 14.3d)

As CAABCI strives to assist families to achieve self-sufficiency, parenting programs designed to address the core issues of family strengthening factors and parental responsibility have become increasingly important. The Agency provides parenting support through the provision of Moral Recognition Therapy (MRT), parenting skills classes, parent-child bonding activities, and referral to parent-child therapy services. CAABCI staff attend training on family-strengthening strategies, and work in collaboration with other community agencies focused on the same issues, including the Child Abuse Prevention Council and First 5 Butte County.

13. Describe how your agency will develop linkages to fill identified gaps in the services, through the provision of information, referrals, case management, and follow-up consultations. (CSBG Act Section 676(b)(3)(B), State Plan 9.3b)

The agency provides referrals to fill gaps in services during case management appointments. We develop linkages by working with other service providers in the area to stay informed of service availability.

## Monitoring

CSBG Act Section 678B(a)

ROMA – Planning, Evaluation

1. Indicate how your agency will prepare for CSD's monitoring of your CSBG activities in 2026 and 2027.

Having staff attend:

- ✓ CSBG monitoring webinar
- ✓ CSBG Annual Report training
- ✓ CalCAPA conference(s)
- ✓ ROMA or other performance measurement training
- ✓ CSBG contract webinar
- ✓ CNA training
- ✓ CAP template training
- ✓ Organizational Standards training
- ✓ Quarterly CSP meetings
- ✓ Other state and/or national trainings

2. If your agency utilizes subcontractors, please describe your process for monitoring the subcontractors. Include the frequency, type of monitoring, i.e., onsite, desk review, or both, follow-up on corrective action, issuance of formal monitoring reports, and emergency monitoring procedures.

N/A

## ROMA Application

CSBG Act Section 676(b)(12)

Organizational Standards 4.2, 4.3

ROMA – Planning, Evaluation



1. Describe how your agency will evaluate the effectiveness of its programs and services. Include information about the types of measurement tools, the data sources and collection procedures, and the frequency of data collection and reporting. (Organizational Standard 4.3)

The Agency uses progress of National Performance Indicators (NPIs), monthly review of program indicators in Program Dashboard reports, review of progress reports submitted to other funding sources, review of monthly Revenue and Expense reports, client feedback, public forums, and staff meetings. ROMA and Dashboard reports on each program are prepared monthly by Executive Staff for review by the Board of Directors, and its Program Committee, which includes members from the Board of Directors, Executive Staff, and program management. This meeting focuses exclusively on program performance. The Agency's fiscal condition is reviewed monthly by the Board of Directors and its Finance Committee. NPI reports are prepared and submitted to California's Department of Community Services and Development (CSD). Client feedback is collected continuously. Staff meetings occur weekly. An executive leadership meeting addresses performance and effectiveness, and program staff meetings discuss implementation. Public forums are conducted as needed regarding pertinent topics. The agency will continue to encourage staff to become ROMA implementers or trainers for continuous improvement in the use of ROMA logic models in program development.

2. Select one need from Table 2: Priority Ranking Table and describe how your agency plans to implement, monitor progress, and evaluate the program designed to address the need. (Organizational Standard 4.2)

**The Access to Medical Assistance- Priority #3** – Butte CARES (ECM/CS) program is designed to be outcome-based through a structured, data-driven approach rooted in the Results Oriented-Management & Accountability (R.O.M.A.) cycle. The process begins with a comprehensive community needs assessment that gathers input from surveys, community members, and key partners. This assessment identifies gaps in services and resource limitations, ensuring the program is targeted to address the most urgent needs of Medi-Cal populations experiencing barriers to medical care.

Planning is informed directly by these findings. The program leverages internal capacity and collaborative partnerships to develop a model that combines Enhanced Care Management, which focuses on equitable healthcare access for those with complex needs, with Community Supports that address broader social determinants of health. This dual approach is intended to reduce emergency room visits and stabilize vulnerable households.

Implementation is carefully aligned with Medi-Cal requirements and is integrated with existing internal services such as housing, food, and utility assistance. This wrap-around service delivery model is designed to maximize impact by addressing both medical and basic needs, supporting the overall stability of households.

To ensure the program remains outcome-focused, robust data collection and reporting systems are in place. Progress toward established goals and benchmarks is reviewed monthly by program staff, management, and funding partners. This continuous monitoring allows for real-time adjustments and ensures that both outputs and outcomes are on track.

Evaluation is an ongoing, collaborative process involving management, partners, and funders. Regular assessment of program outcomes informs any necessary changes to strategies or operations, ensuring that the program remains responsive to community needs and is consistently working toward measurable, meaningful results.

By following the R.O.M.A. cycle, the Butte CARES program maintains a strong focus on achieving positive outcomes for vulnerable residents in Butte County, using continuous feedback and data-driven decision-making to strengthen its impact.

## Optional

3. Select one community level need from Table 2: Priority Ranking Table or your agency's most recent Community Needs Assessment and describe how your agency plans to implement, monitor progress, and evaluate the program designed to address the need. (CSBG Act Section 676(b)(12), Organizational Standard 4.2)

**Food Assistance/ Food Insecurity—Priority #1**—Identified in our 2025 Community Needs Assessment report based on 578 survey results; the **North State Food Bank** serves as a critical regional resource, directly addressing food insecurity among families and vulnerable populations. By distributing food and supporting nutrition programs, the Food Bank:

- **Reduces financial strain** on households, allowing families to allocate limited resources to other essential needs.
- **Improves health outcomes** by providing consistent access to nutritious food.
- **Strengthens community resilience** during emergencies and economic downturns.

### Collaborative (Community-Level) Impact:

- **Benefits:** Pooling resources and expertise with other nonprofits, schools, faith-based groups, and local businesses can amplify impact.
- **Action Steps:** Continue collaborations and/or convene a county-wide food security coalition to coordinate efforts, share data, and apply for joint funding.
- To ensure accountability and demonstrate results, apply **ROMA principles**:
- **Assessment:** Collect baseline data on food insecurity rates, household income, and health indicators.
- **Planning:** Set clear, measurable goals (ex: increase number of community gardens by 25% in two years).
- **Implementation:** Track program activities, outputs (meals served, gardens established), and participant demographics.
- **Achievement of Results:** Measure outcomes such as reduced food insecurity, improved nutrition, and increased community engagement.
- **Evaluation:** Use surveys, interviews, and data analysis to assess program effectiveness and inform future planning.



## Response and Community Awareness

### ROMA – Planning

#### Diversity, Equity, and Inclusion

1. Does your agency have Diversity, Equity, and Inclusion (DEI) plan in place?
<input type="checkbox"/> Yes
<input checked="" type="checkbox"/> No
2. If no, what steps will your agency take in the coming two years to develop and implement a DEI plan?
Given the current Executive Administration's priorities against DEI plans, CAA Butte does not plan to take steps to publish any plans.

#### Disaster Preparedness

1. Does your agency have a disaster plan in place? The term disaster is used in broad terms including, but not limited to, a natural disaster, pandemic, etc.
<input checked="" type="checkbox"/> Yes
<input type="checkbox"/> No
2. If no, what steps will your agency take in the coming two years to develop and implement a disaster plan?

# Federal CSBG Programmatic Assurances

## CSBG Act Section 676(b)

### Use of CSBG Funds Supporting Local Activities

**676(b)(1)(A):** The state will assure “that funds made available through grant or allotment will be used – (A) to support activities that are designed to assist low-income families and individuals, including families and individuals receiving assistance under title IV of the Social Security Act, homeless families and individuals, migrant or seasonal farmworkers, and elderly low-income individuals and families, and a description of how such activities will enable the families and individuals--

- a. to remove obstacles and solve problems that block the achievement of self- sufficiency (particularly for families and individuals who are attempting to transition off a State program carried out underpart A of title IV of the Social Security Act);
- b. to secure and retain meaningful employment;
- c. to attain an adequate education with particular attention toward improving literacy skills of the low-income families in the community, which may include family literacy initiatives;
- d. to make better use of available income;
- e. to obtain and maintain adequate housing and a suitable living environment;
- f. to obtain emergency assistance through loans, grants, or other means to meet immediate and urgent individual and family needs;
- g. to achieve greater participation in the affairs of the communities involved, including the development of public and private grassroots
- h. partnerships with local law enforcement agencies, local housing authorities, private foundations, and other public and private partners to
  - 
  - i. document best practices based on successful grassroots intervention in urban areas, to develop methodologies for wide-spread replication; and
  - ii. strengthen and improve relationships with local law enforcement agencies, which may include participation in activities such as neighborhood or community policing efforts;

### Needs of Youth

**676(b)(1)(B)** The state will assure “that funds made available through grant or allotment will be used – (B) to address the needs of youth in low-income communities through youth development programs that support the primary role of the family, give priority to the prevention of youth problems and crime, and promote increased community coordination and collaboration in meeting the needs of youth, and support development and expansion of innovative community-based youth development programs that have demonstrated success in preventing or reducing youth crime, such as--

- I. programs for the establishment of violence-free zones that would involve youth development and intervention models (such as models involving youth mediation, youth mentoring, life skills training, job creation, and entrepreneurship programs); and
- II. after-school childcare programs.

## **Coordination of Other Programs**

**676(b)(1)(C)** The state will assure “that funds made available through grant or allotment will be used – (C) to make more effective use of, and to coordinate with, other programs related to the purposes of this subtitle (including state welfare reform efforts)

## **Eligible Entity Service Delivery System**

**676(b)(3)(A)** Eligible entities will describe “the service delivery system, for services provided or coordinated with funds made available through grants made under 675C(a), targeted to low-income individuals and families in communities within the state;

## **Eligible Entity Linkages – Approach to Filling Service Gaps**

**676(b)(3)(B)** Eligible entities will describe “how linkages will be developed to fill identified gaps in the services, through the provision of information, referrals, case management, and follow-up consultations.”

## **Coordination of Eligible Entity Allocation 90 Percent Funds with Public/Private Resources**

**676(b)(3)(C)** Eligible entities will describe how funds made available through grants made under 675C(a) will be coordinated with other public and private resources.”

## **Eligible Entity Innovative Community and Neighborhood Initiatives, Including Fatherhood/Parental Responsibility**

**676(b)(3)(D)** Eligible entities will describe “how the local entity will use the funds [made available under 675C(a)] to support innovative community and neighborhood-based initiatives related to the purposes of this subtitle, which may include fatherhood initiatives and other initiatives with the goal of strengthening families and encouraging parenting.”

## **Eligible Entity Emergency Food and Nutrition Services**

**676(b)(4)** An assurance “that eligible entities in the state will provide, on an emergency basis, for the provision of such supplies and services, nutritious foods, and related services, as may be necessary to counteract conditions of starvation and malnutrition among low-income individuals.”

## **State and Eligible Entity Coordination/linkages and Workforce Innovation and Opportunity Act Employment and Training Activities**

**676(b)(5)** An assurance “that the State and eligible entities in the State will coordinate, and establish linkages between, governmental and other social services programs to assure the effective delivery of such services, and [describe] how the State and the eligible entities will coordinate the provision of employment and training activities, as defined in section 3 of the Workforce Innovation and Opportunity Act, in the State and in communities with entities providing activities through statewide and local workforce development systems under such Act.”

## **State Coordination/Linkages and Low-income Home Energy Assistance**

**676(b)(6)** “[A]n assurance that the State will ensure coordination between antipoverty programs in each community in the State, and ensure, where appropriate, that emergency energy crisis intervention programs under title XXVI (relating to low-income home energy assistance) are conducted in such community.”

## **Community Organizations**

**676(b)(9)** An assurance “that the State and eligible entities in the state will, to the maximum extent possible, coordinate programs with and form partnerships with other organizations serving low-income residents of the communities and members of the groups served by the State, including religious organizations, charitable groups, and community organizations.”

### **Eligible Entity Tripartite Board Representation**

**676(b)(10)** “[T]he State will require each eligible entity in the State to establish procedures under which a low-income individual, community organization, or religious organization, or representative of low-income individuals that considers its organization, or low-income individuals, to be inadequately represented on the board (or other mechanism) of the eligible entity to petition for adequate representation.”

### **Eligible Entity Community Action Plans and Community Needs Assessments**

**676(b)(11)** “[A]n assurance that the State will secure from each eligible entity in the State, as a condition to receipt of funding by the entity through a community service block grant made under this subtitle for a program, a community action plan (which shall be submitted to the Secretary, at the request of the Secretary, with the State Plan) that includes a community needs assessment for the community serviced, which may be coordinated with the community needs assessment conducted for other programs.”

### **State and Eligible Entity Performance Measurement: ROMA or Alternate System**

**676(b)(12)** “[A]n assurance that the State and all eligible entities in the State will, not later than fiscal year 2001, participate in the Results Oriented Management and Accountability System, another performance measure system for which the Secretary facilitated development pursuant to section 678E(b), or an alternative system for measuring performance and results that meets the requirements of that section, and [describe] outcome measures to be used to measure eligible entity performance in promoting self-sufficiency, family stability, and community revitalization.”

### **Fiscal Controls, Audits, and Withholding**

**678D(a)(1)(B)** An assurance that cost and accounting standards of the Office of Management and Budget (OMB) are maintained.

## State Assurances

California Government Code Sections 12747(a), 12760, 12768

### **For CAA, MSFW, NAI, and LPA Agencies**

[California Government Code § 12747\(a\)](#): Community action plans shall provide for the contingency of reduced federal funding.

[California Government Code § 12760](#): CSBG agencies funded under this article shall coordinate their plans and activities with other agencies funded under Articles 7 (commencing with Section 12765) and 8 (commencing with Section 12770) that serve any part of their communities, so that funds are not used to duplicate particular services to the same beneficiaries and plans and policies affecting all grantees under this chapter are shaped, to the extent possible, so as to be equitable and beneficial to all community agencies and the populations they serve.

### **For MSFW Agencies Only**

[California Government Code § 12768](#): Migrant and Seasonal Farmworker (MSFW) entities funded by the department shall coordinate their plans and activities with other agencies funded by the department to avoid duplication of services and to maximize services for all eligible beneficiaries.

## Organizational Standards

### Category One: Consumer Input and Involvement

**Standard 1.1** The organization/department demonstrates low-income individuals' participation in its activities.

**Standard 1.2** The organization/department analyzes information collected directly from low-income individuals as part of the community assessment.

**Standard 1.3 (Private)** The organization has a systematic approach for collecting, analyzing, and reporting customer satisfaction data to the governing board.

**Standard 1.3 (Public)** The department has a systematic approach for collecting, analyzing, and reporting customer satisfaction data to the tripartite board/advisory body, which may be met through broader local government processes.

### Category Two: Community Engagement

**Standard 2.1** The organization/department has documented or demonstrated partnerships across the community, for specifically identified purposes; partnerships include other anti-poverty organizations in the area.

**Standard 2.2** The organization/department utilizes information gathered from key sectors of the community in assessing needs and resources, during the community assessment process or other times. These sectors would include at minimum: community-based organizations, faith-based organizations, private sector, public sector, and educational institutions.

### Category Three: Community Assessment

**Standard 3.1 (Private)** Organization conducted a community assessment and issued a report within the past 3 years.

**Standard 3.1 (Public)** The department conducted or was engaged in a community assessment and issued a report within the past 3-year period, if no other report exists.

**Standard 3.2** As part of the community assessment, the organization/department collects and includes current data specific to poverty and its prevalence related to gender, age, and race/ethnicity for their service area(s).

**Standard 3.3** The organization/department collects and analyzes both qualitative and quantitative data on its geographic service area(s) in the community assessment.

**Standard 3.4** The community assessment includes key findings on the causes and conditions of poverty and the needs of the communities assessed.

**Standard 3.5** The governing board or tripartite board/advisory body formally accepts the completed community assessment.

#### **Category Four: Organizational Leadership**

**Standard 4.1 (Private)** The governing board has reviewed the organization's mission statement within the past 5 years and assured that:

1. The mission addresses poverty; and
2. The organization's programs and services are in alignment with the mission.

**Standard 4.1 (Public)** The tripartite board/advisory body has reviewed the department's mission statement within the past 5 years and assured that:

1. The mission addresses poverty; and
2. The CSBG programs and services are in alignment with the mission.

**Standard 4.2** The organization's/department's Community Action Plan is outcome-based, anti-poverty focused, and ties directly to the community assessment.

**Standard 4.3** The organization's/department's Community Action Plan and strategic plan document the continuous use of the full Results Oriented Management and Accountability (ROMA) cycle or comparable system (assessment, planning, implementation, achievement of results, and evaluation). In addition, the organization documents having used the services of a ROMA-certified trainer (or equivalent) to assist in implementation.

#### **Category Six: Strategic Planning**

**Standard 6.4** Customer satisfaction data and customer input, collected as part of the community assessment, is included in the strategic planning process.

### Part III: Appendices

Please complete the table below by entering the title of the document and its assigned appendix letter. Agencies must provide a copy of the Notice(s) of Public Hearing, the Low-Income Testimony and the Agency’s Response document, and a copy of the most recent community needs assessment as appendices A, B, and C, respectively. Other appendices as necessary are encouraged. All appendices should be labeled as an appendix (e.g., Appendix A: Notice of Public Hearing) or separated by divider sheets and submitted with the CAP.

Document Title	Appendix Location
Notice of Public Hearing	A
Low-Income Testimony and Agency’s Response	B
Community Needs Assessment	C
Qualitative Assessment of Butte County and Needs	D
Community Needs Assessment Survey Responses	E



# Standard Report

## Location

Butte County, CA

## Demographics

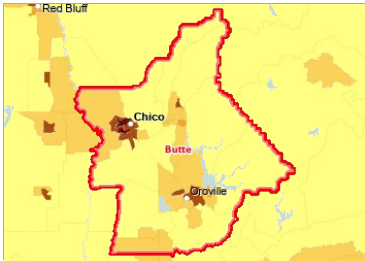
Current population demographics and changes in demographic composition over time play a determining role in the types of health and social services needed by communities.

### Total Population

A total of 209,470 people live in the 1,636.49 square mile report area defined for this assessment according to the U.S. Census Bureau American Community Survey 2019-23 5-year estimates. The population density for this area, estimated at 128 persons per square mile, is greater than the national average population density of 94 persons per square mile.

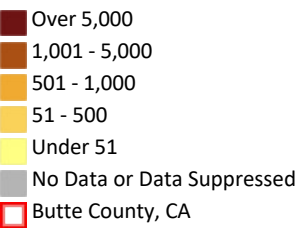
Report Area	Total Population	Total Land Area (Square Miles)	Population Density (Per Square Mile)
Butte County, CA	209,470	1,636.49	128
California	39,242,785	155,859.14	252
United States	332,387,540	3,533,298.58	94

Data Source: US Census Bureau, American Community Survey, 2019-23.



[View larger map](#)

Population, Density (Persons per Sq Mile) by Tract, ACS 2019-23



### Total Population by Gender

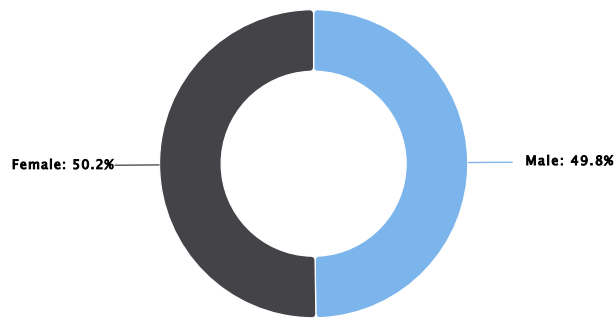
This indicator reports the total population of the report area by gender. The percentage values could be interpreted as, for example, "Among the total report area population, the percentage of population that is male is (value)."

Report Area	Male	Female	Male, Percent	Female, Percent
Butte County, CA	104,228	105,242	49.76%	50.24%
California	19,605,882	19,636,903	49.96%	50.04%
United States	164,545,087	167,842,453	49.50%	50.50%

Data Source: US Census Bureau, American Community Survey, 2019-23.

### Total Population by Gender

Butte County, CA



## Total Population by Age Groups, Total

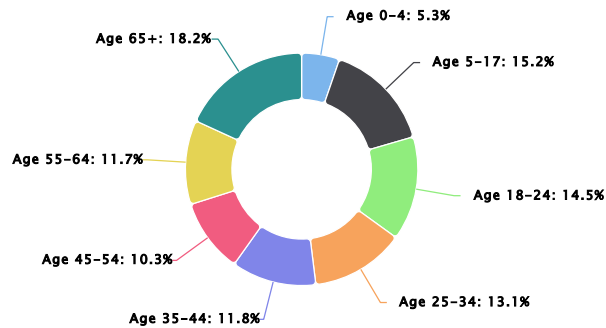
This indicator reports the total population of the report area by age groups.

Report Area	Age 0-4	Age 5-17	Age 18-24	Age 25-34	Age 35-44	Age 45-54	Age 55-64	Age 65+
Butte County, CA	11,053	31,882	30,289	27,410	24,723	21,532	24,527	38,054
California	2,214,141	6,514,871	3,572,575	5,834,867	5,398,975	4,939,309	4,773,561	5,994,486
United States	18,939,899	54,705,339	30,307,641	45,497,632	43,492,887	40,847,713	42,626,382	55,970,047

Data Source: US Census Bureau, [American Community Survey](#). 2019-23.

### Total Population by Age Groups, Total

Butte County, CA



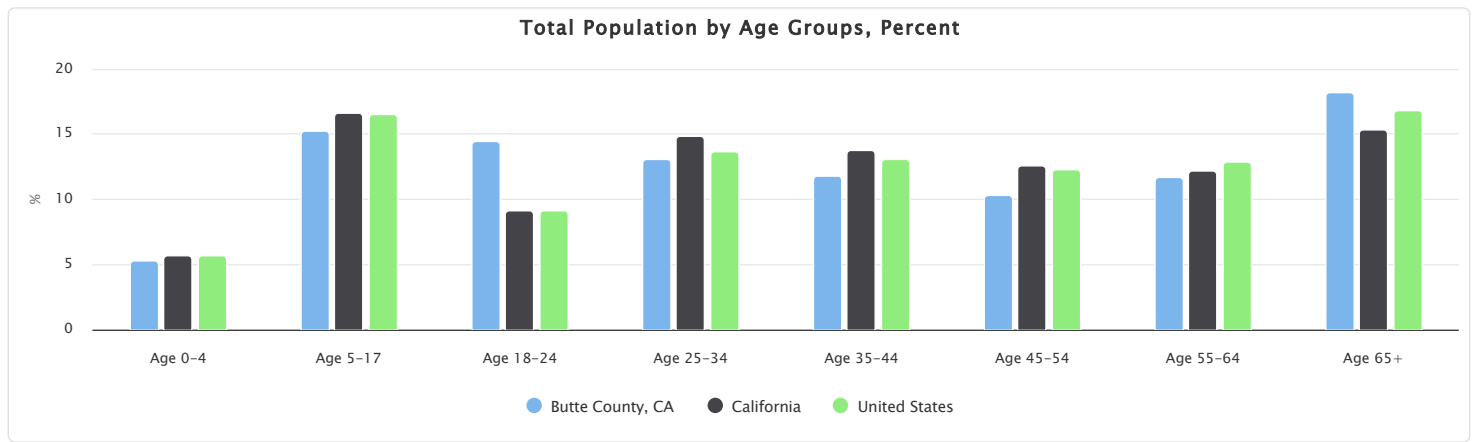
## Total Population by Age Groups, Percent

This indicator reports the percentage of age groups in the population of the report area.

The percentage values could be interpreted as, for example, "Of the total population in the report area, the percentage of population age 0-4 is (value)."

Report Area	Age 0-4	Age 5-17	Age 18-24	Age 25-34	Age 35-44	Age 45-54	Age 55-64	Age 65+
Butte County, CA	5.28%	15.22%	14.46%	13.09%	11.80%	10.28%	11.71%	18.17%
California	5.64%	16.60%	9.10%	14.87%	13.76%	12.59%	12.16%	15.28%
United States	5.70%	16.46%	9.12%	13.69%	13.08%	12.29%	12.82%	16.84%

Data Source: US Census Bureau, [American Community Survey](#). 2019-23.

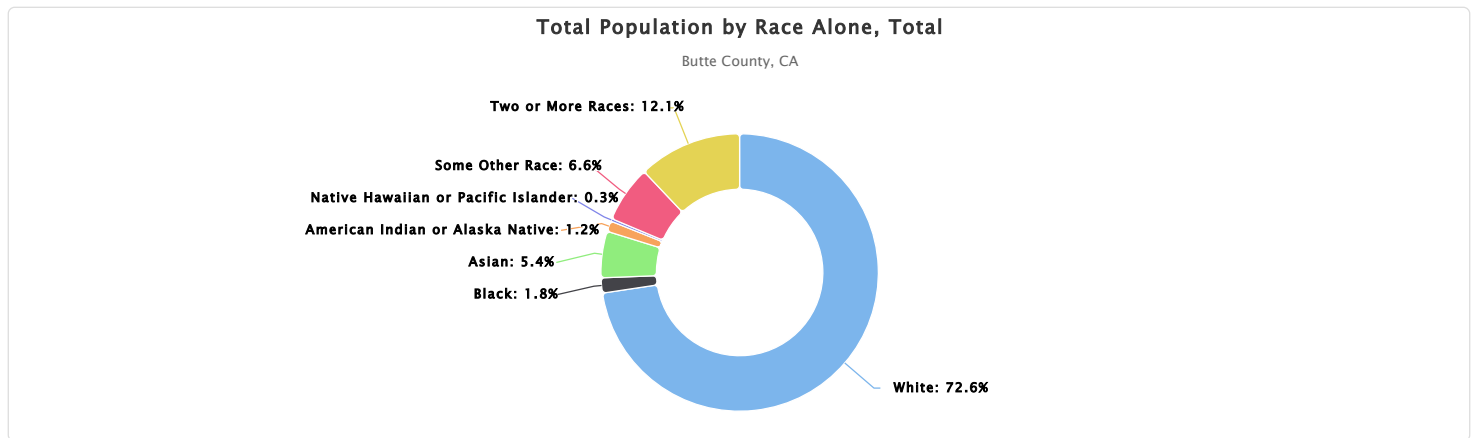


## Total Population by Race Alone, Total

This indicator reports the total population of the report area by race alone, without considering respondents' ethnicity. An ACS survey respondent may identify as a single race, or may choose multiple races. Respondents selecting multiple categories are racially identified as “Two or More Races.”

Report Area	White	Black	Asian	American Indian or Alaska Native	Native Hawaiian or Pacific Islander	Some Other Race	Two or More Races
Butte County, CA	152,117	3,712	11,335	2,586	644	13,784	25,292
California	17,248,779	2,173,343	5,997,069	445,219	147,827	6,820,303	6,410,245
United States	210,875,446	41,070,890	19,352,659	2,924,996	629,292	21,940,536	35,593,721

Data Source: US Census Bureau, [American Community Survey](#), 2019-23.



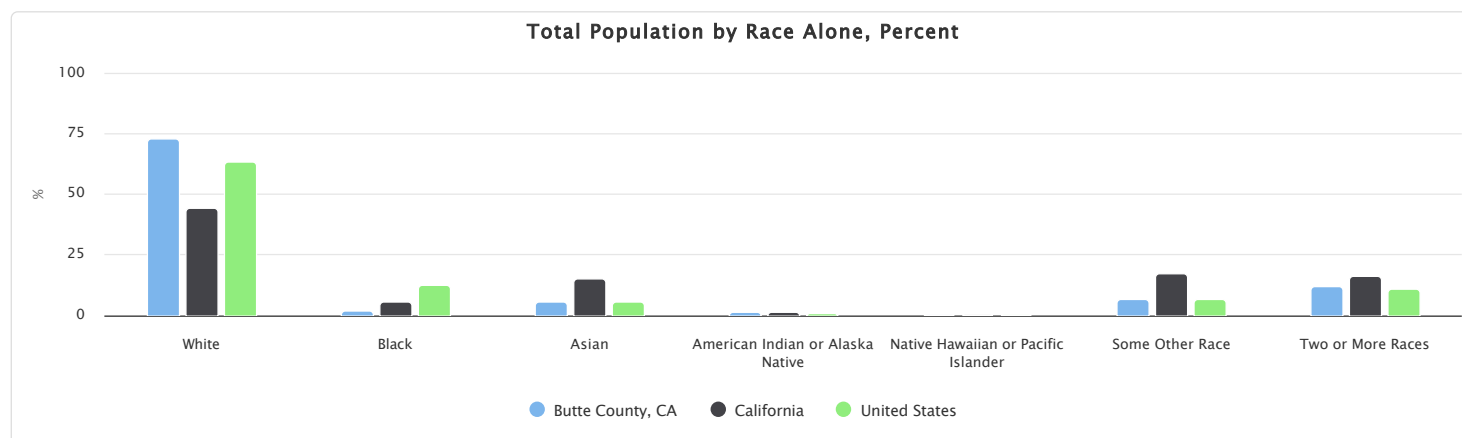
## Total Population by Race Alone, Percent

This indicator reports the percentage of population by race alone in the report area, without considering respondents' ethnicity. An ACS survey respondent may identify as a single race, or may choose multiple races. Respondents selecting multiple categories are racially identified as “Two or More Races.”

The percentage values could be interpreted as, for example, “Of all the population in the report area, the percentage of population who are white alone is (value).”

Report Area	White	Black	Asian	American Indian or Alaska Native	Native Hawaiian or Pacific Islander	Some Other Race	Two or More Races
Butte County, CA	72.62%	1.77%	5.41%	1.23%	0.31%	6.58%	12.07%
California	43.95%	5.54%	15.28%	1.13%	0.38%	17.38%	16.33%
United States	63.44%	12.36%	5.82%	0.88%	0.19%	6.60%	10.71%

Data Source: US Census Bureau, [American Community Survey](#). 2019-23.



## Total Population by Race Alone or in Combination with One or More Other Races, Total

This indicator reports the total population of the selected area by race alone or in combination with one or more other races, without considering respondents' ethnicity.

For example, the count for *White* represents the number of people who identify as *White alone or in combination with any other race(s)*. Similarly, the count for *Black* includes individuals who identify as *Black alone or Black in combination with other race(s)*.

Report Area	White	Black	Asian	American Indian or Alaska Native	Native Hawaiian or Pacific Islander	Some Other Race
Butte County, CA	176,485	6,583	14,857	8,953	1,458	28,436
California	23,210,434	2,841,399	7,016,093	1,112,439	336,321	11,613,443
United States	243,824,103	47,893,286	23,789,529	7,334,948	1,540,829	46,162,229

Data Source: US Census Bureau, [American Community Survey](#). 2019-23.

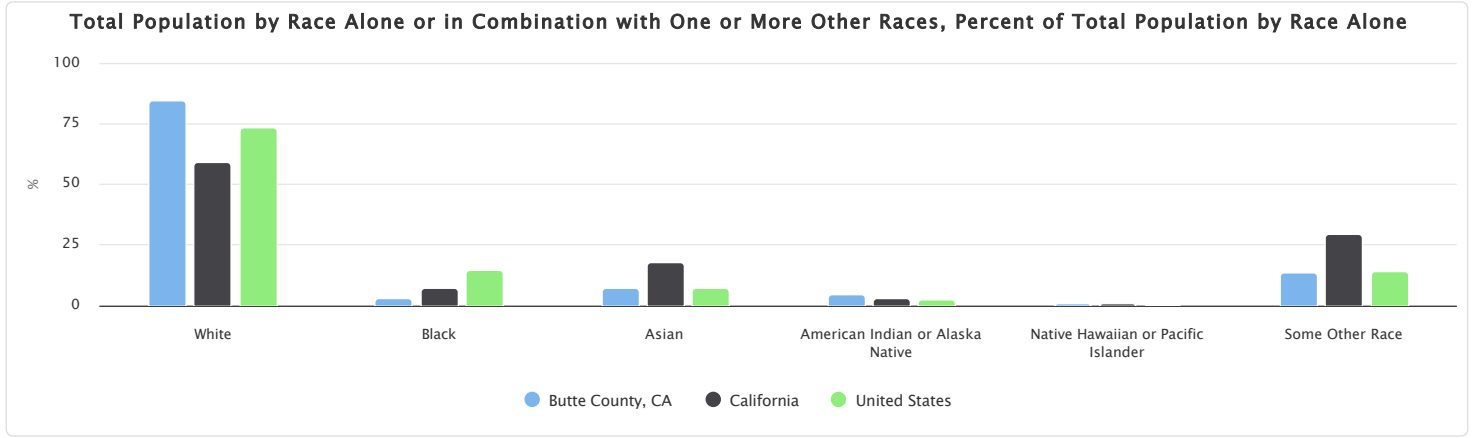
## Total Population by Race Alone or in Combination with One or More Other Races, Percent of Total Population by Race Alone

This indicator reports the percentage of population by race alone or in combination with one or more other races in the report area, without considering respondents' ethnicity.

The percentage values could be interpreted as, for example, "*Of all the population in the report area, the percentage of population who are white alone or white in combination with other race(s) is (value).*"

Report Area	White	Black	Asian	American Indian or Alaska Native	Native Hawaiian or Pacific Islander	Some Other Race
Butte County, CA	84.25%	3.14%	7.09%	4.27%	0.70%	13.58%
California	59.15%	7.24%	17.88%	2.83%	0.86%	29.59%
United States	73.36%	14.41%	7.16%	2.21%	0.46%	13.89%

Data Source: US Census Bureau, [American Community Survey](#). 2019-23.

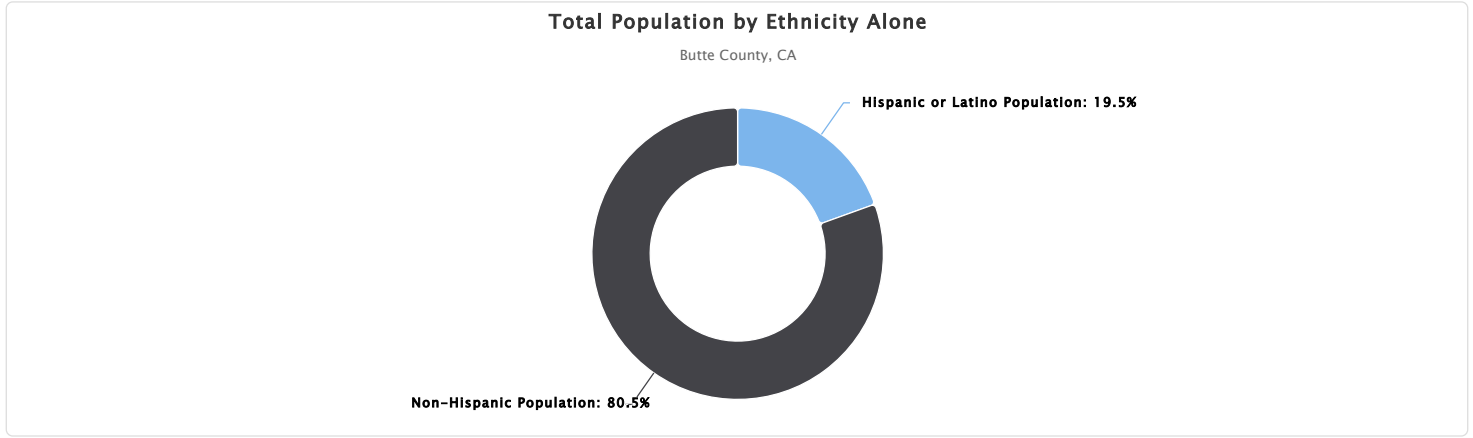


Total Population by Ethnicity Alone

This indicator reports the total population of the report area by ethnicity alone.

Report Area	Total Population	Hispanic or Latino Population	Hispanic or Latino Population, Percent	Non-Hispanic Population	Non-Hispanic Population, Percent
Butte County, CA	209,470	40,829	19.49%	168,641	80.51%
California	39,242,785	15,630,830	39.83%	23,611,955	60.17%
United States	332,387,540	63,131,589	18.99%	269,255,951	81.01%

Data Source: US Census Bureau, [American Community Survey](#). 2019-23.



Hispanic Population by Race Alone, Total

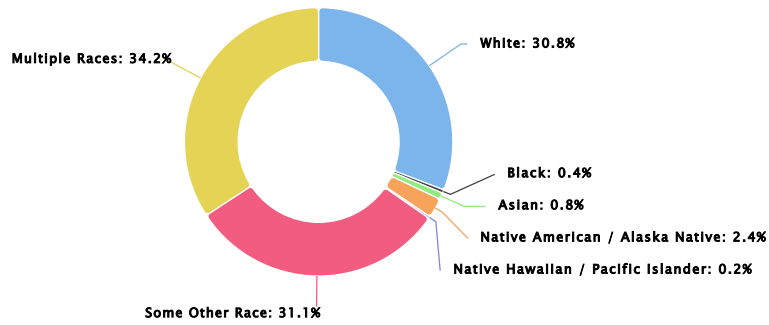
This indicator reports the total of Hispanic or Latino population in the report area by race alone.

Report Area	White	Black	Asian	American Indian or Alaska Native	Native Hawaiian or Pacific Islander	Some Other Race	Multiple Races
Butte County, CA	12,590	162	325	975	90	12,712	13,975
California	3,675,553	96,948	90,074	337,840	14,989	6,610,385	4,805,041
United States	17,537,179	1,089,281	245,786	1,173,658	63,669	20,294,334	22,727,682

Data Source: US Census Bureau, [American Community Survey](#). 2019-23.

### Hispanic Population by Race Alone, Total

Butte County, CA



### Hispanic Population by Race Alone, Percent

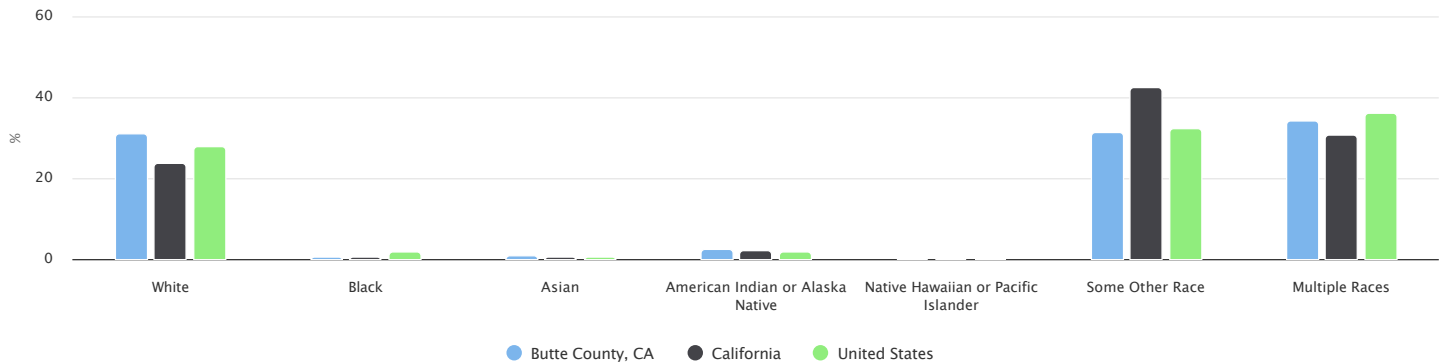
This indicator reports the percentage of Hispanic or Latino population in the report area by race alone.

The percentage values could be interpreted as, for example, "Of all the Hispanic population in the report area, the percentage of population who are white is (value)."

Report Area	White	Black	Asian	American Indian or Alaska Native	Native Hawaiian or Pacific Islander	Some Other Race	Multiple Races
Butte County, CA	30.84%	0.40%	0.80%	2.39%	0.22%	31.13%	34.23%
California	23.51%	0.62%	0.58%	2.16%	0.10%	42.29%	30.74%
United States	27.78%	1.73%	0.39%	1.86%	0.10%	32.15%	36.00%

Data Source: US Census Bureau, [American Community Survey, 2019-23](#).

### Hispanic Population by Race Alone, Percent



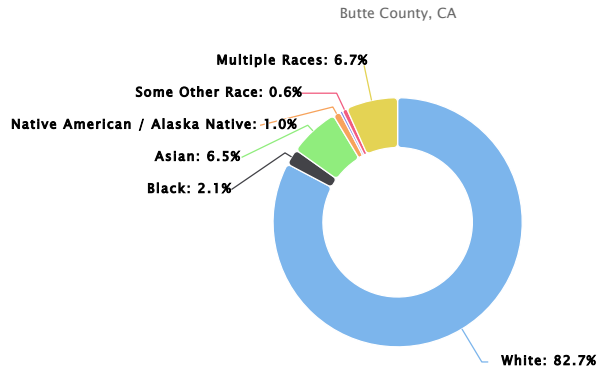
### Non-Hispanic Population by Race Alone, Total

This indicator reports the total non-Hispanic population in the report area by race alone.

Report Area	White	Black	Asian	American Indian or Alaska Native	Native Hawaiian or Pacific Islander	Some Other Race	Multiple Races
Butte County, CA	139,527	3,550	11,010	1,611	554	1,072	11,317
California	13,573,226	2,076,395	5,906,995	107,379	132,838	209,918	1,605,204
United States	193,338,267	39,981,609	19,106,873	1,751,338	565,623	1,646,202	12,866,039

Data Source: US Census Bureau, [American Community Survey, 2019-23](#).

### Non-Hispanic Population by Race Alone, Total



### Non-Hispanic Population by Race Alone, Percent

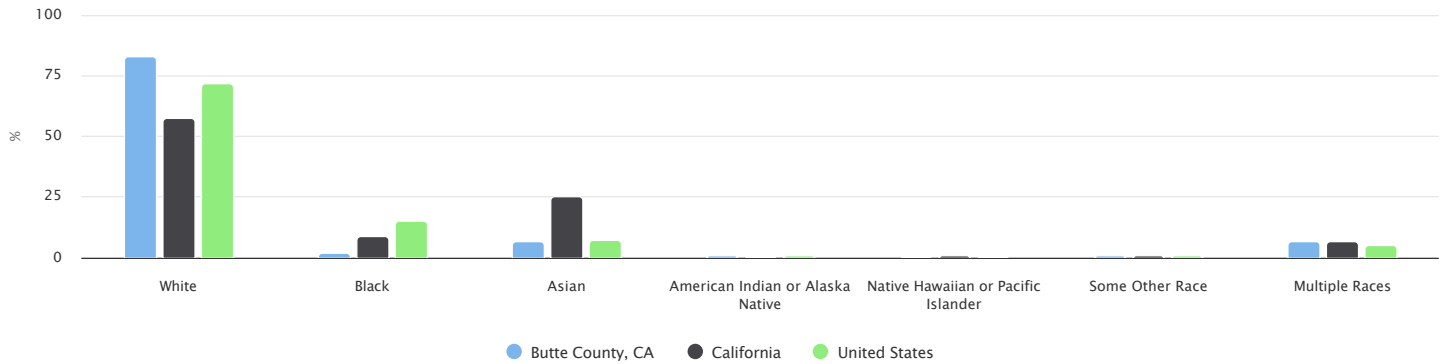
This indicator reports the percentage of the non-Hispanic population in the report area by race alone.

The percentage values could be interpreted as, for example, "Of all the non-Hispanic population in the report area, the percentage of population who are white is (value)."

Report Area	White	Black	Asian	American Indian or Alaska Native	Native Hawaiian or Pacific Islander	Some Other Race	Multiple Races
Butte County, CA	82.74%	2.11%	6.53%	0.96%	0.33%	0.64%	6.71%
California	57.48%	8.79%	25.02%	0.45%	0.56%	0.89%	6.80%
United States	71.80%	14.85%	7.10%	0.65%	0.21%	0.61%	4.78%

Data Source: US Census Bureau, [American Community Survey](#), 2019-23.

### Non-Hispanic Population by Race Alone, Percent



### Total Population by Combined Race and Ethnicity

This indicator reports the percentage of the total population in the report area by combined race and ethnicity.

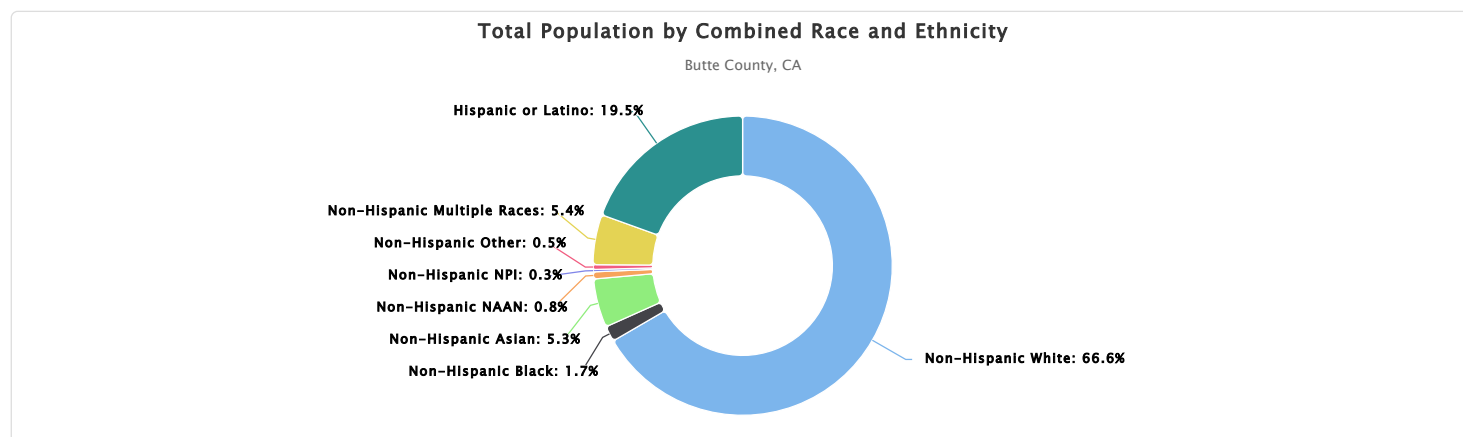
The percentage values could be interpreted as, for example, "Of all the population in the report area, the percentage of population who are non-Hispanic white is (value)."

Note: Some of the combined race/ethnicity groups use acronyms for their names in the following table and chart. The full forms are as followed:

- Non-Hispanic NAAN = Non-Hispanic Native American or Alaska Native
- Non-Hispanic NPI = Non-Hispanic Native Hawaiian or Pacific Islander
- Non-Hispanic Other = Non-Hispanic Some Other Race

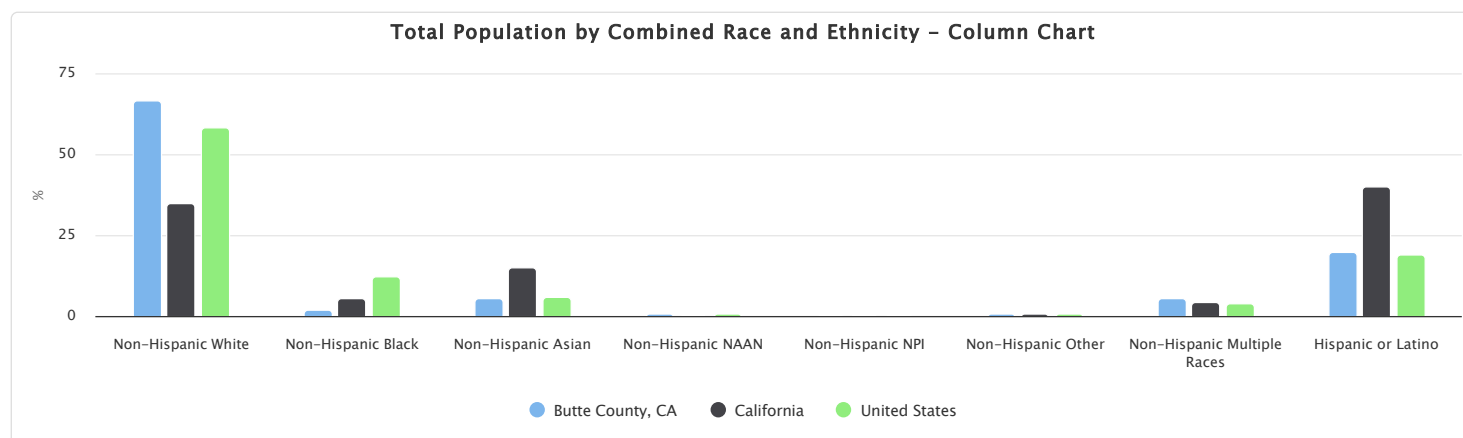
Report Area	Non-Hispanic White	Non-Hispanic Black	Non-Hispanic Asian	Non-Hispanic NAAN	Non-Hispanic NPI	Non-Hispanic Other	Non-Hispanic Multiple Races	Hispanic or Latino
Butte County, CA	66.61%	1.69%	5.26%	0.77%	0.26%	0.51%	5.40%	19.49%
California	34.59%	5.29%	15.05%	0.27%	0.34%	0.53%	4.09%	39.83%
United States	58.17%	12.03%	5.75%	0.53%	0.17%	0.50%	3.87%	18.99%

Data Source: US Census Bureau, [American Community Survey](#), 2019-23.



## Total Population by Combined Race and Ethnicity - Column Chart

The chart below represents combined race and ethnicity data in a column chart. This chart enables comparison between the report area and state and/or national averages.



## Income and Economics

Economic and social insecurity often are associated with poor health. Poverty, unemployment, and lack of educational achievement affect access to care and a community's ability to engage in healthy behaviors. Without a network of support and a safe community, families cannot thrive. Ensuring access to social and economic resources provides a foundation for a healthy community.

### Employment - Unemployment Rate

Total unemployment in the report area for the current month equals 5,879, or 6.3% of the civilian non-institutionalized population age 16 and older (non-seasonally adjusted). This indicator is relevant because unemployment creates financial instability and barriers to access including insurance coverage, health services, healthy food, and other necessities that

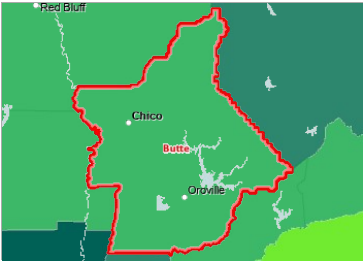
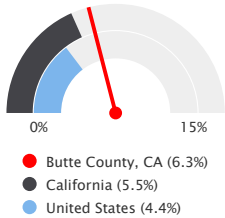


contribute to poor health status.

Report Area	Labor Force	Number Employed	Number Unemployed	Unemployment Rate
Butte County, CA	92,631	86,752	5,879	6.3%
California	19,703,368	18,610,708	1,092,660	5.5%
United States	171,054,063	163,520,864	7,533,199	4.4%

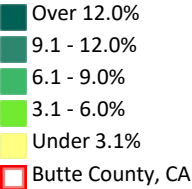
Note: This indicator is compared to the state average.  
Data Source: US Department of Labor, Bureau of Labor Statistics. 2025 - January.

Unemployment Rate: %



[View larger map](#)

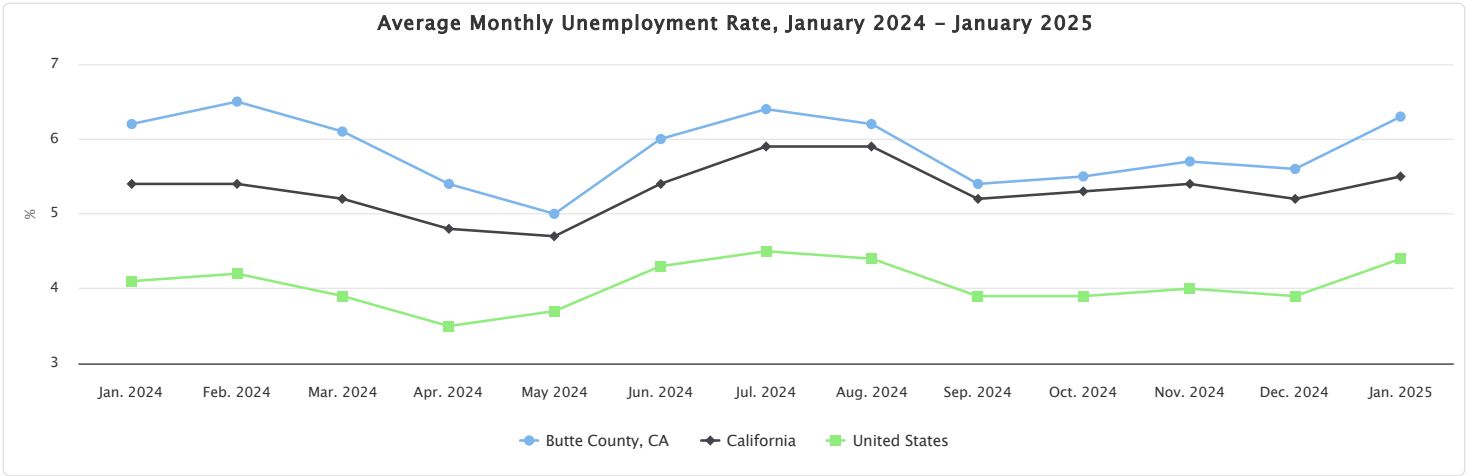
Unemployment, Rate by County, BLS 2025 - January



Average Monthly Unemployment Rate, January 2024 - January 2025

Report Area	Jan. 2024	Feb. 2024	Mar. 2024	Apr. 2024	May 2024	Jun. 2024	Jul. 2024	Aug. 2024	Sep. 2024	Oct. 2024	Nov. 2024	Dec. 2024	Jan. 2025
Butte County, CA	6.2%	6.5%	6.1%	5.4%	5.0%	6.0%	6.4%	6.2%	5.4%	5.5%	5.7%	5.6%	6.3%
California	5.4%	5.4%	5.2%	4.8%	4.7%	5.4%	5.9%	5.9%	5.2%	5.3%	5.4%	5.2%	5.5%
United States	4.1%	4.2%	3.9%	3.5%	3.7%	4.3%	4.5%	4.4%	3.9%	3.9%	4.0%	3.9%	4.4%

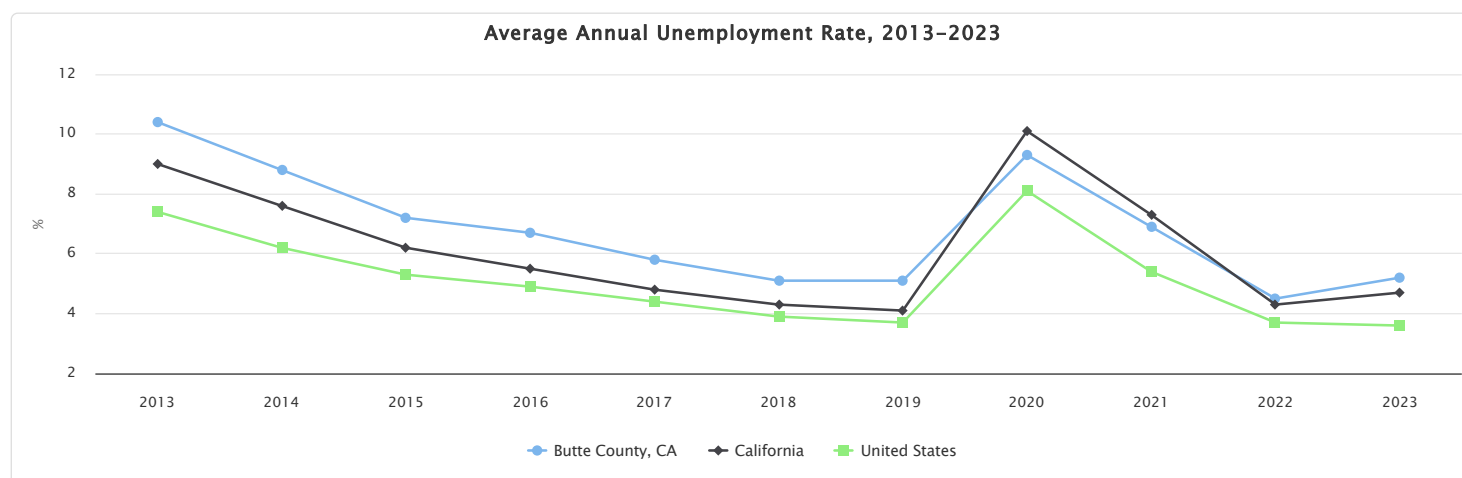
Data Source: US Census Bureau, American Community Survey. 2025 - January.



Average Annual Unemployment Rate, 2013-2023

Report Area	2013	2014	2015	2016	2017	2018	2019	2020	2021	2022	2023
Butte County, CA	10.4%	8.8%	7.2%	6.7%	5.8%	5.1%	5.1%	9.3%	6.9%	4.5%	5.2%
California	9.0%	7.6%	6.2%	5.5%	4.8%	4.3%	4.1%	10.1%	7.3%	4.3%	4.7%
United States	7.4%	6.2%	5.3%	4.9%	4.4%	3.9%	3.7%	8.1%	5.4%	3.7%	3.6%

Data Source: US Census Bureau, [American Community Survey](#), 2025 - January.



## Income - Median Household Income

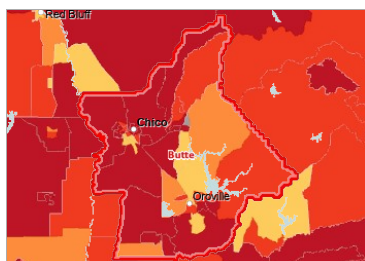
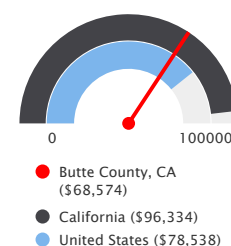
This indicator reports median household income based on the latest 5-year American Community Survey estimates. This includes the income of the householder and all other individuals 15 years old and over in the household, whether they are related to the householder or not. Because many households consist of only one person, average household income is usually less than average family income. There are 82,345 households in the report area, with an average income of \$96,124.34 and a median income of \$68,574.

Report Area	Total Households	Average Household Income	Median Household Income
Butte County, CA	82,345	\$96,124.34	<b>\$68,574</b>
California	13,434,847	\$136,729.66	\$96,334
United States	127,482,865	\$110,490.58	\$78,538

Note: This indicator is compared to the state average.

Data Source: US Census Bureau, [American Community Survey](#), 2019-23.

Median Household Income



[View larger map](#)

Median Household Income by Tract, ACS 2019-23

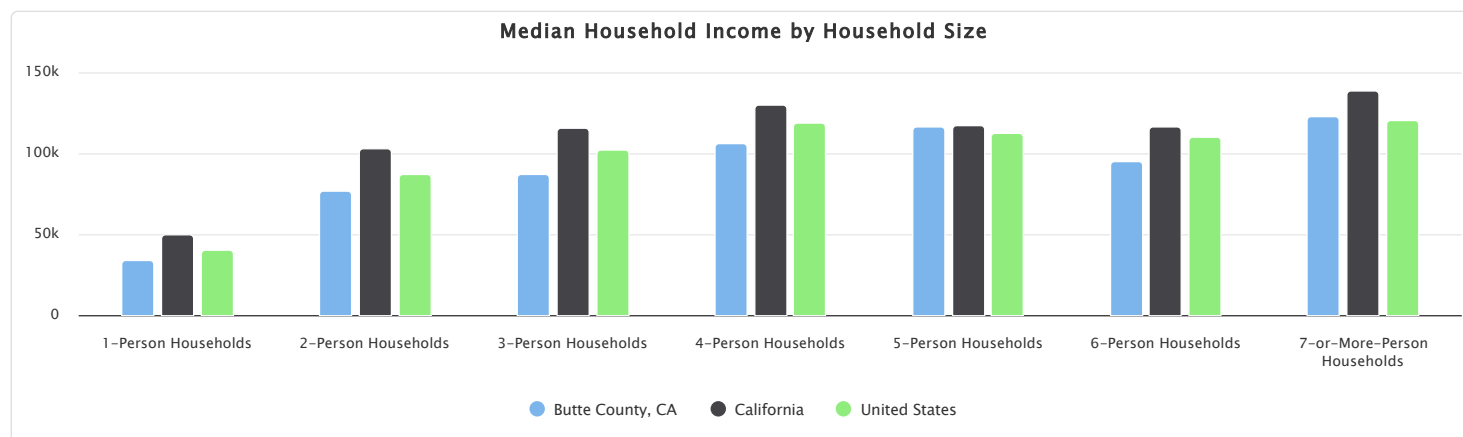
- Over \$70,000
- \$60,000 - \$70,000
- \$50,000 - \$59,999
- Under \$50,000
- No Data or Data Suppressed
- Butte County, CA

## Median Household Income by Household Size

This indicator reports the median household income of the report area by household size.

Report Area	1-Person Households	2-Person Households	3-Person Households	4-Person Households	5-Person Households	6-Person Households	7-or-More-Person Households
Butte County, CA	\$33,383	\$76,573	\$86,628	\$105,897	\$116,043	\$95,104	\$122,350
California	\$49,595	\$102,789	\$115,509	\$129,753	\$117,386	\$116,568	\$138,755
United States	\$40,456	\$86,971	\$102,372	\$118,913	\$111,952	\$109,893	\$120,082

Data Source: US Census Bureau, [American Community Survey](#). 2019-23.

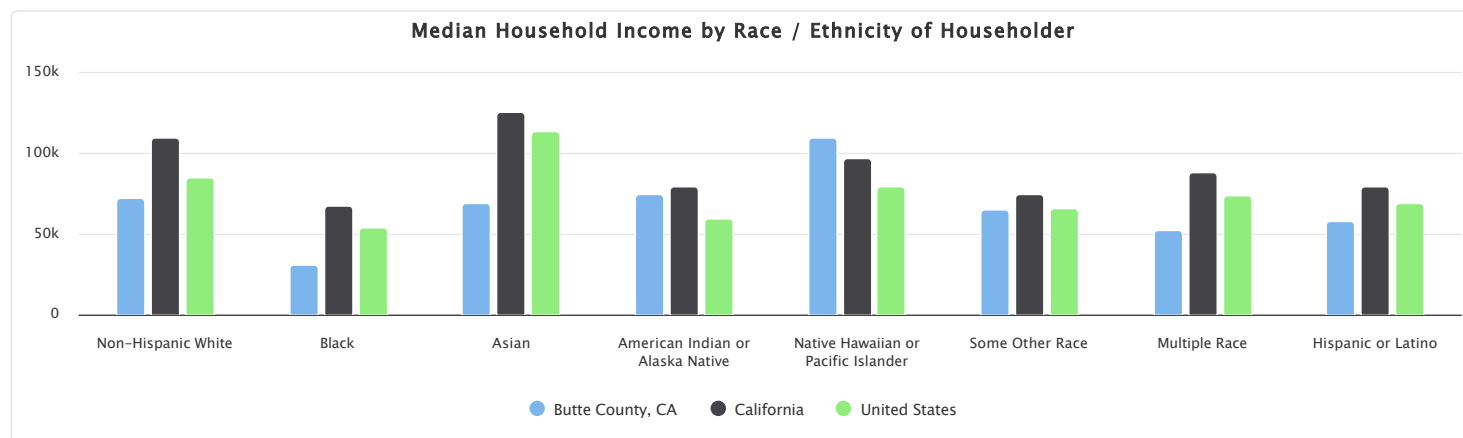


## Median Household Income by Race / Ethnicity of Householder

This indicator reports the median household income of the report area by race / ethnicity of householder.

Report Area	Non-Hispanic White	Black	Asian	American Indian or Alaska Native	Native Hawaiian or Pacific Islander	Some Other Race	Multiple Race	Hispanic or Latino
Butte County, CA	\$72,151	\$30,766	\$68,417	\$74,175	\$108,966	\$64,414	\$52,320	\$57,892
California	\$109,049	\$67,365	\$125,149	\$78,909	\$96,758	\$74,377	\$87,968	\$78,763
United States	\$84,745	\$53,444	\$113,106	\$59,393	\$78,640	\$65,558	\$73,412	\$68,890

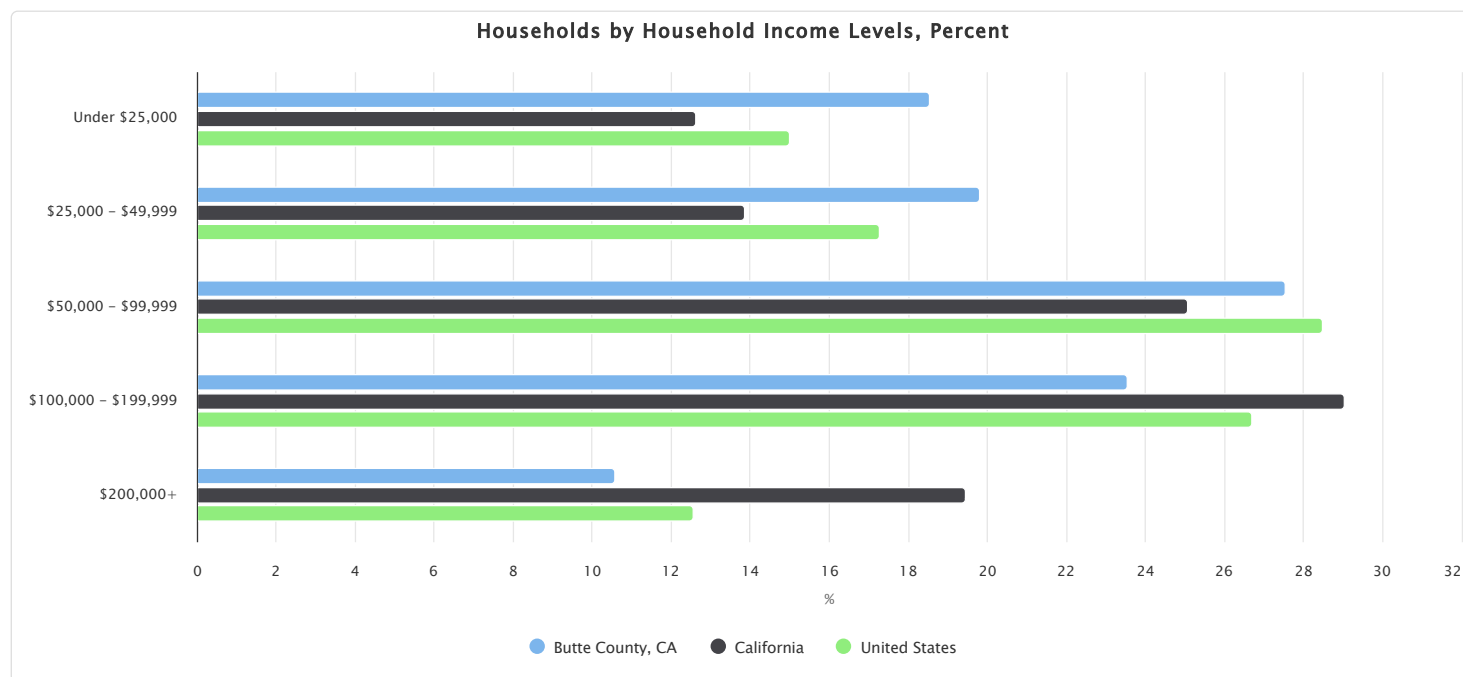
Data Source: US Census Bureau, [American Community Survey](#). 2019-23.



## Households by Household Income Levels, Percent

Report Area	Under \$25,000	\$25,000 - \$49,999	\$50,000 - \$99,999	\$100,000 - \$199,999	\$200,000+
Butte County, CA	18.55%	19.81%	27.54%	23.55%	10.56%
California	12.62%	13.87%	25.05%	29.03%	19.43%
United States	15.00%	17.28%	28.46%	26.70%	12.56%

Data Source: US Census Bureau, [American Community Survey](#), 2019-23.



## Poverty - Population Below 100% FPL

Poverty is considered a *key driver* of health status.

Within the report area 18.34% or 37,531 individuals for whom poverty status is determined are living in households with income below the Federal Poverty Level (FPL). This indicator is relevant because poverty creates barriers to access including health services, healthy food, and other necessities that contribute to poor health status.

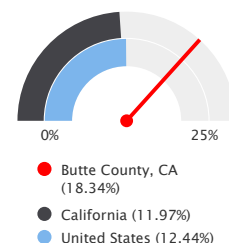
*Note: The total population measurements for poverty reports are lower than population totals for some other indicators, as poverty data collection does not include people in group quarters. See "Show more details" for more information.*

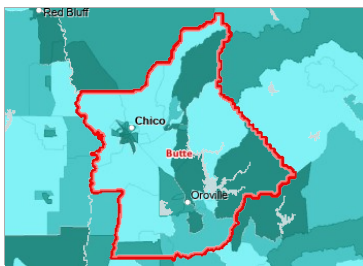
Report Area	Total Population	Population in Poverty	Population in Poverty, Percent
Butte County, CA	204,601	37,531	<b>18.34%</b>
California	38,529,452	4,610,600	11.97%
United States	324,567,147	40,390,045	12.44%

Note: This indicator is compared to the state average.

Data Source: US Census Bureau, [American Community Survey](#), 2019-23.

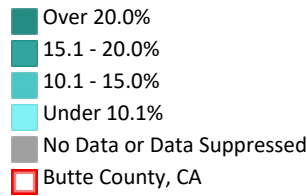
Population in Poverty, Percent





[View larger map](#)

Population Below the Poverty Level, Percent by Tract, ACS 2019-23

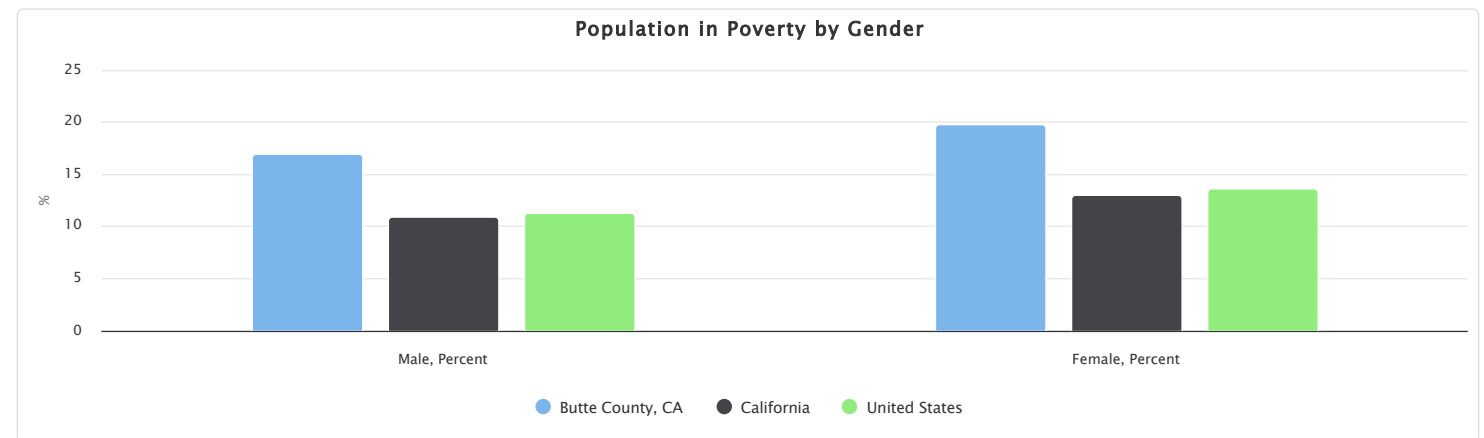


## Population in Poverty by Gender

This indicator reports the population in poverty in the report area by gender. The percentage values could be interpreted as, for example, "Of all the male population within the report area, the proportion living in households with income below the federal poverty level is (value)."

Report Area	Male	Female	Male, Percent	Female, Percent
Butte County, CA	17,187	20,344	16.90%	19.77%
California	2,099,885	2,510,715	10.95%	12.97%
United States	18,016,757	22,373,288	11.26%	13.60%

Data Source: US Census Bureau, [American Community Survey](#). 2019-23.

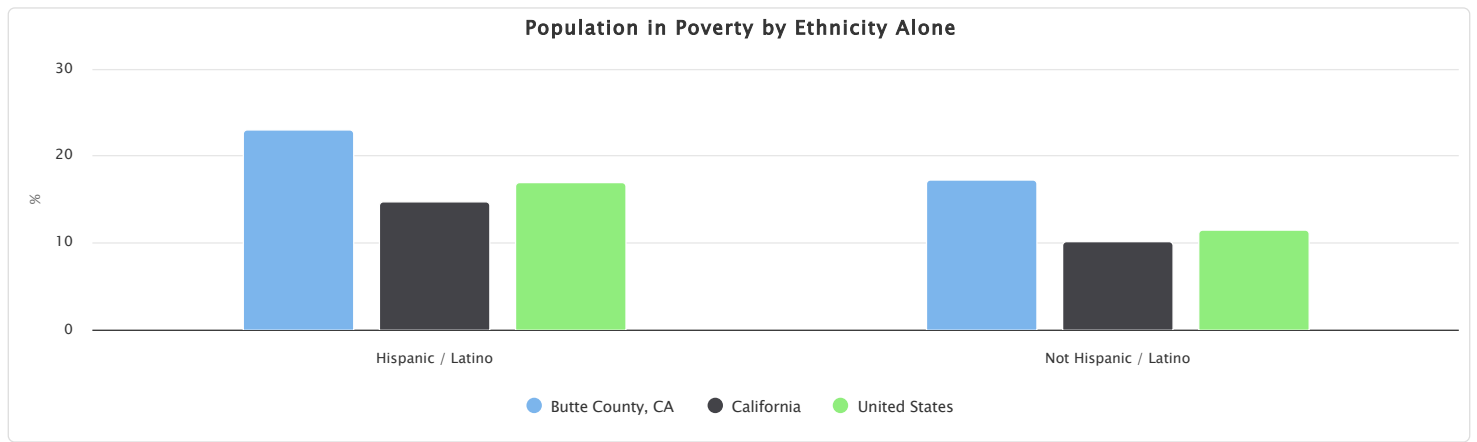


## Population in Poverty by Ethnicity Alone

This indicator reports the population in poverty in the report area by ethnicity alone. The percentage values could be interpreted as, for example, "Of all the Hispanic population within the report area, the proportion living in households with income below the federal poverty level is (value)."

Report Area	Hispanic or Latino	Not Hispanic or Latino	Hispanic or Latino, Percent	Not Hispanic or Latino, Percent
Butte County, CA	9,083	28,448	22.96%	17.24%
California	2,261,589	2,349,011	14.71%	10.14%
United States	10,467,411	29,922,634	16.89%	11.39%

Data Source: US Census Bureau, [American Community Survey](#). 2019-23.

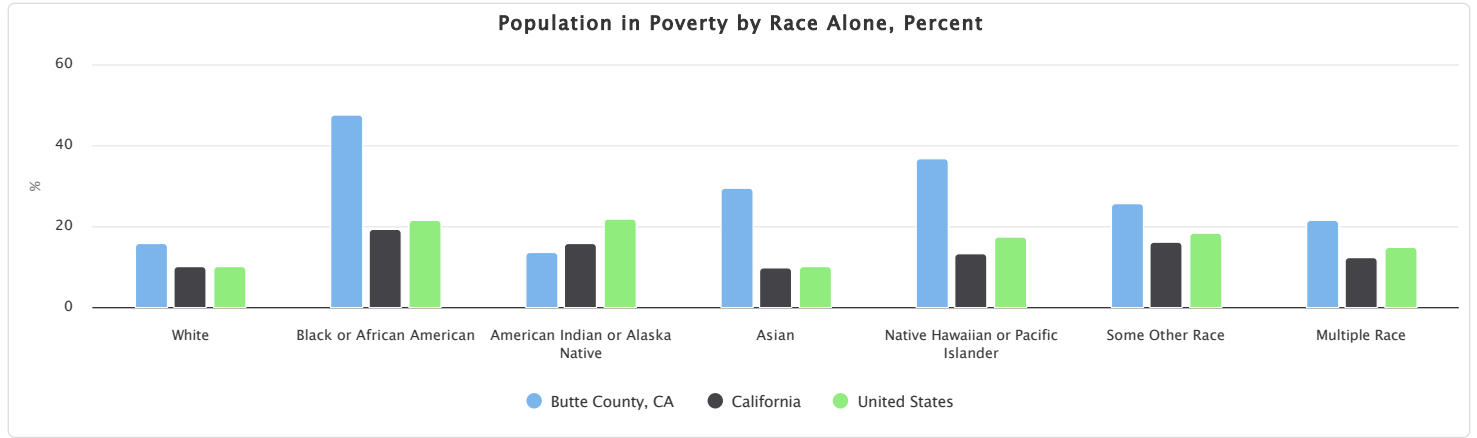


### Population in Poverty by Race Alone, Percent

This indicator reports the percentage of population in poverty in the report area by race alone. The percentage values could be interpreted as, for example, "Of all the white population within the report area, the proportion living in households with income below the federal poverty level is (value)."

Report Area	White	Black or African American	American Indian or Alaska Native	Asian	Native Hawaiian or Pacific Islander	Some Other Race	Multiple Race
Butte County, CA	15.69%	47.58%	13.48%	29.22%	36.80%	25.69%	21.43%
California	10.08%	19.14%	15.70%	9.69%	13.16%	15.89%	12.34%
United States	9.85%	21.28%	21.81%	9.93%	17.18%	18.24%	14.70%

Data Source: US Census Bureau, American Community Survey, 2019-23.



### Population in Poverty by Race, Total

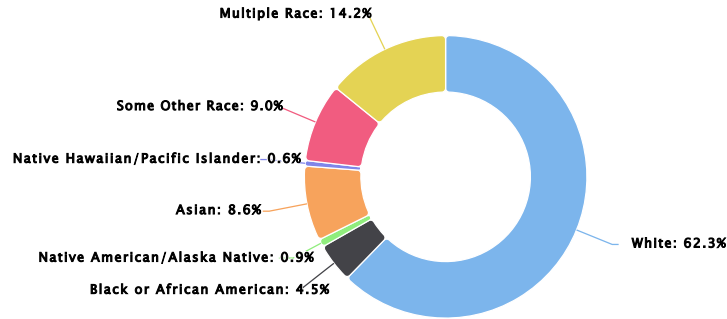
This indicator reports the total population in poverty in the report area by race alone.

Report Area	Non-Hispanic White	Black or African American	American Indian or Alaska Native	Asian	Native Hawaiian or Pacific Islander	Some Other Race	Multiple Race
Butte County, CA	23,373	1,681	340	3,210	237	3,375	5,315
California	1,707,897	398,485	68,453	572,153	19,064	1,065,588	778,960
United States	20,312,310	8,404,656	617,308	1,884,376	104,976	3,933,913	5,132,506

Data Source: US Census Bureau, American Community Survey, 2019-23.

### Population in Poverty by Race, Total

Butte County, CA



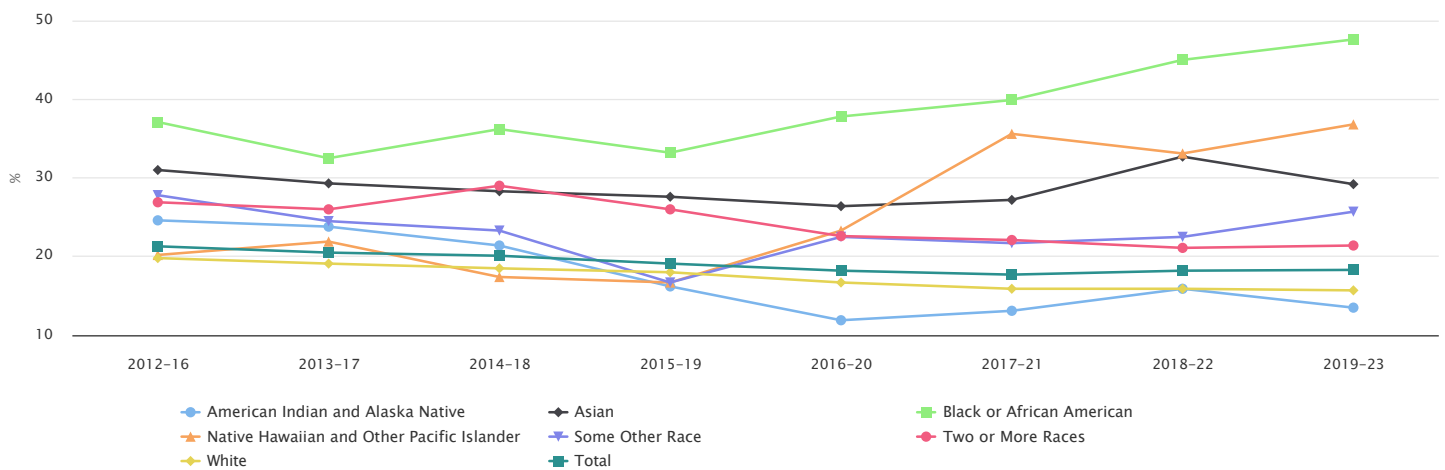
### Poverty Rate Trends by Race and Hispanic Ethnicity

This table and chart below display trends in poverty rates by race and Hispanic origin for Butte County, CA. Data are 5-year period estimates from the American Community Survey.

Population Group	2012-16	2013-17	2014-18	2015-19	2016-20	2017-21	2018-22	2019-23
American Indian and Alaska Native	24.6%	23.8%	21.4%	16.2%	11.9%	13.1%	15.9%	13.5%
Asian	31.0%	29.3%	28.3%	27.6%	26.4%	27.2%	32.7%	29.2%
Black or African American	37.1%	32.5%	36.2%	33.2%	37.8%	39.9%	45.0%	47.6%
Native Hawaiian and Other Pacific Islander	20.2%	21.9%	17.4%	16.7%	23.3%	35.6%	33.1%	36.8%
Some Other Race	27.8%	24.5%	23.3%	16.7%	22.5%	21.7%	22.5%	25.7%
Two or More Races	26.9%	26.0%	29.0%	26.0%	22.6%	22.1%	21.1%	21.4%
White	19.8%	19.1%	18.5%	18.0%	16.7%	15.9%	15.9%	15.7%
Total	21.3%	20.5%	20.1%	19.1%	18.2%	17.7%	18.2%	18.3%

Data Source: US Census Bureau, [American Community Survey](#). 2019-23.

### Poverty Rate Trends by Race and Hispanic Ethnicity



## Education

This category contains indicators that describe the education system and the educational outcomes of report area populations. Education metrics can be used to describe variation in population access, proficiency, and attainment throughout the education system, from access to pre-kindergarten through advanced degree attainment. These indicators are important

because education is closely tied to health outcomes and economic opportunity.

## Attainment - Overview

Educational Attainment shows the distribution of the highest level of education achieved in the report area, and helps schools and businesses to understand the needs of adults, whether it be workforce training or the ability to develop science, technology, engineering, and mathematics opportunities. Educational attainment is calculated for persons over 25 years old, and is an estimated average for the period from 2019 to 2023.

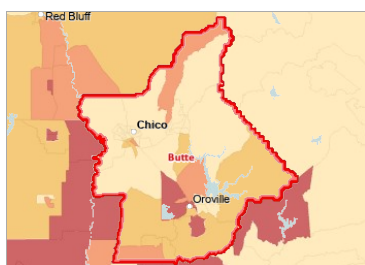
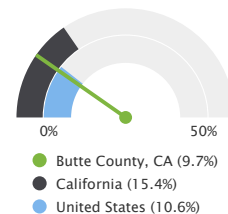
For the selected area, 20.7% have at least a college bachelor's degree, while 22.3% stopped their formal educational attainment after high school.

Report Area	No High School Diploma	High School Only	Some College	Associate's Degree	Bachelor's Degree	Graduate or Professional Degree
Butte County, CA	9.7%	22.3%	25.5%	10.8%	20.7%	11.0%
California	15.4%	20.4%	19.8%	7.9%	22.4%	14.1%
United States	10.6%	26.2%	19.4%	8.8%	21.3%	13.7%

Note: This indicator is compared to the state average.


Data Source: US Census Bureau, American Community Survey, 2019-23.

Percent Population with No High School Diploma



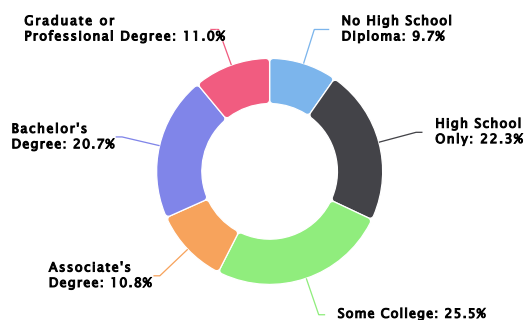
[View larger map](#)

Population with No High School Diploma (Age 25+), Percent by Tract, ACS 2019-23



## Attainment - Overview

Butte County, CA



## Educational Attainment by Gender - Male

This indicator reports the distribution of the highest level of education achieved by males age 25+ in the report area.

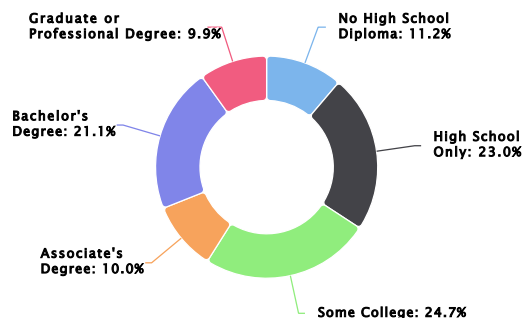


Report Area	No High School Diploma	High School Only	Some College	Associate's Degree	Bachelor's Degree	Graduate or Professional Degree
Butte County, CA	7,521	15,413	16,583	6,721	14,170	6,632
California	2,111,415	2,849,541	2,634,252	954,957	2,894,023	1,861,141
United States	12,672,705	30,682,267	21,510,946	8,767,038	23,131,281	14,617,230

Data Source: US Census Bureau, [American Community Survey](#). 2019-23.

### Educational Attainment by Gender – Male

Butte County, CA



## Educational Attainment by Gender - Female

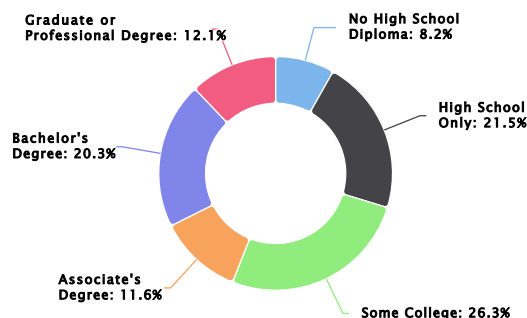
This indicator reports the distribution of the highest level of education achieved by females age 25+ in the report area.

Report Area	No High School Diploma	High School Only	Some College	Associate's Degree	Bachelor's Degree	Graduate or Professional Degree
Butte County, CA	5,658	14,912	18,196	8,024	14,015	8,401
California	2,037,731	2,646,654	2,692,876	1,179,411	3,141,586	1,937,611
United States	11,557,512	29,154,222	22,843,450	11,292,219	25,460,259	16,745,532

Data Source: US Census Bureau, [American Community Survey](#). 2019-23.

### Educational Attainment by Gender – Female

Butte County, CA



## Housing and Families

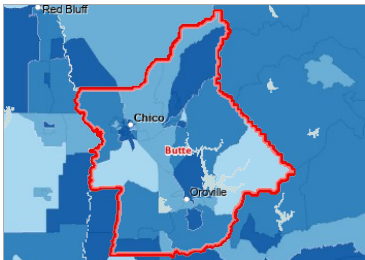
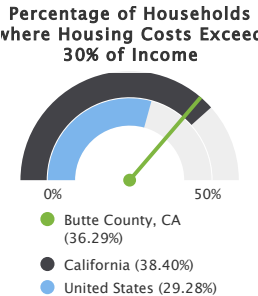
This category contains indicators that describe the structure of housing and families, and the condition and quality of housing units and residential neighborhoods. These indicators are important because housing issues like overcrowding and affordability have been linked to multiple health outcomes, including infectious disease, injuries, and mental disorders. Furthermore, housing metrics like home-ownership rates and housing prices are key for economic analysis.

Housing Costs - Cost Burden (30%)

This indicator reports the percentage of the households where housing costs are 30% or more of total household income. This indicator provides information on the cost of monthly housing expenses for owners and renters. The information offers a measure of housing affordability and excessive shelter costs. The data also serve to aid in the development of housing programs to meet the needs of people at different economic levels. Of the 82,345 total households in the report area, 29,883 or 36.29% of the population live in cost burdened households.

Report Area	Total Households	Cost-Burdened Households	Cost-Burdened Households, Percent
Butte County, CA	82,345	29,883	36.29%
California	13,434,847	5,158,482	38.40%
United States	127,482,865	37,330,839	29.28%

Note: This indicator is compared to the state average.  
Data Source: US Census Bureau, American Community Survey, 2019-23.



[View larger map](#)

Cost Burdened Households (Housing Costs Exceed 30% of Household Income), Percent by Tract, ACS 2019-23

- Over 35.1%
- 28.1 - 35.0%
- 21.1 - 28.0%
- Under 21.1%
- No Data or Data Suppressed
- Butte County, CA

Cost-Burdened Households by Tenure, Total

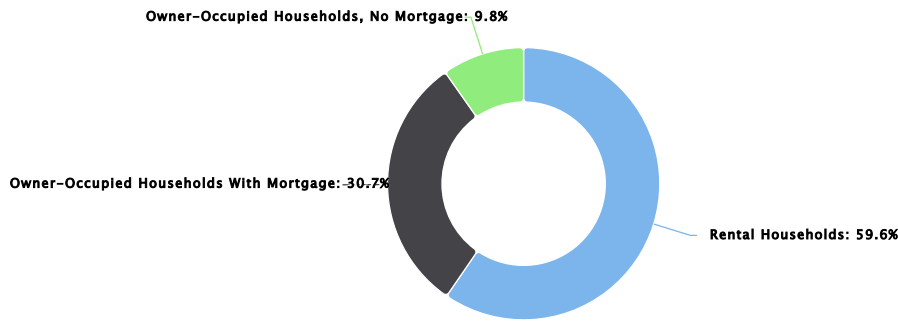
These data show the number of households that spend more than 30% of the household income on housing costs. In the report area, there were 29,883 cost burdened households according to the U.S. Census Bureau American Community Survey (ACS) 2019-2023 5-year estimates. The data for this indicator is only reported for households where household housing costs and income earned was identified in the American Community Survey.

Report Area	Cost-Burdened Households	Cost-Burdened Rental Households	Cost-Burdened Owner-Occupied Households w/ Mortgage	Cost-Burdened Owner-Occupied Households w/o Mortgage
Butte County, CA	29,883	18,447	9,502	3,022
California	5,158,482	3,087,543	1,911,566	387,697
United States	37,330,839	20,909,407	13,886,916	4,391,728

Data Source: US Census Bureau, American Community Survey, 2019-23.

### Cost-Burdened Households by Tenure, Total

Butte County, CA



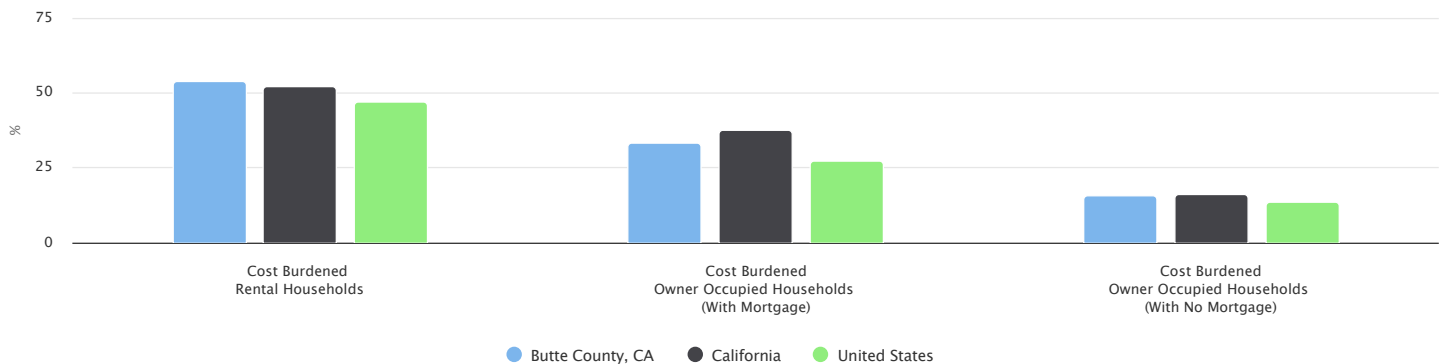
### Cost-Burdened Households by Tenure, Percent

These data show the percentage of households by tenure that are cost burdened. Cost burdened rental households (those that spent more than 30% of the household income on rental costs) represented 53.69% of all of the rental households in the report area, according to the U.S. Census Bureau American Community Survey (ACS) 2019-2023 5-year estimates. The data for this indicator is only reported for households where tenure, household housing costs, and income earned was identified in the American Community Survey.

Report Area	Rental Households	Rental Households Cost-Burdened, Percent	Owner-Occupied Households w/ Mortgage	Owner-Occupied Households w/ Mortgage Cost-Burdened, Percent	Owner-Occupied Households w/o Mortgage	Owner-Occupied Households w/o Mortgage Cost-Burdened, Percent
Butte County, CA	34,358	53.69%	28,763	33.04%	19,224	15.72%
California	5,940,036	51.98%	5,095,484	37.51%	2,399,327	16.16%
United States	44,590,828	46.89%	50,718,449	27.38%	32,173,588	13.65%

Data Source: US Census Bureau, [American Community Survey](#). 2019-23.

### Cost-Burdened Households by Tenure, Percent

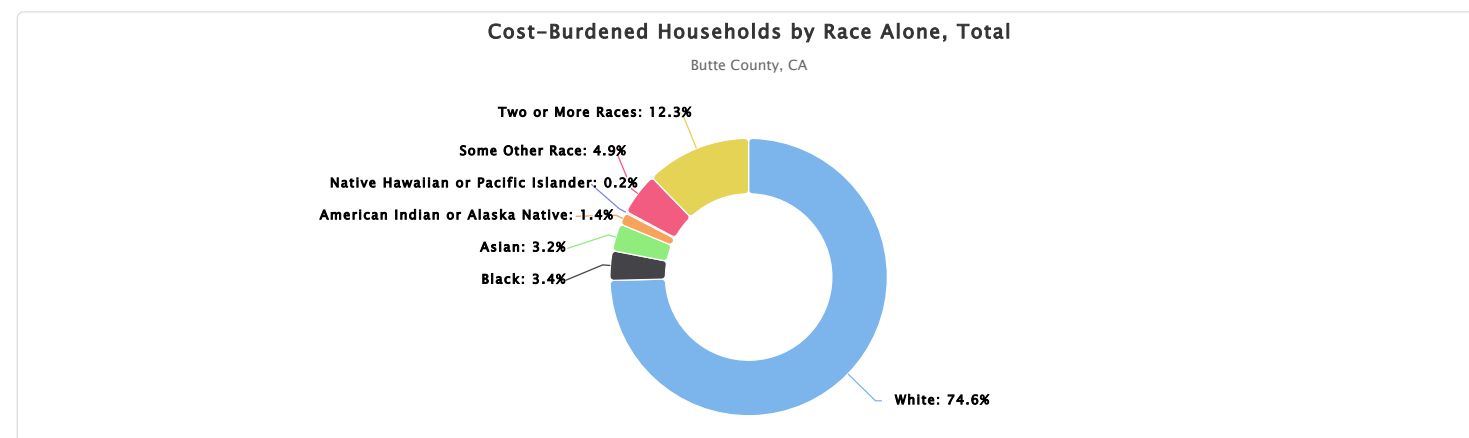


### Cost-Burdened Households by Race Alone, Total

This indicator reports the number of cost-burdened households (i.e., those that spend more than 30% of their household income on housing costs) by the householder's race alone, without considering respondents' ethnicity. The data for this indicator is only reported for households where household housing costs, income earned, and race was identified in the 2019-23 American Community Survey.

Report Area	White	Black	Asian	American Indian or Alaska Native	Native Hawaiian or Pacific Islander	Some Other Race	Two or More Races
Butte County, CA	22,294	1,027	954	420	54	1,469	3,665
California	2,489,148	417,444	688,466	55,030	16,993	792,452	698,949
United States	22,465,807	6,393,544	1,974,714	286,541	67,283	2,530,433	3,612,517

Data Source: US Census Bureau, [American Community Survey](#). 2019-23.

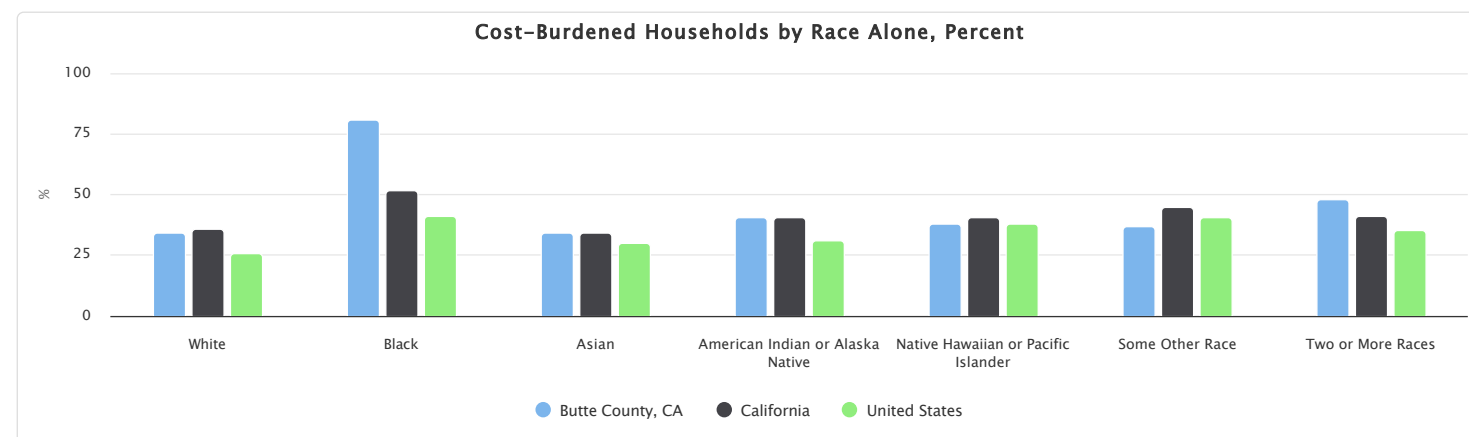


## Cost-Burdened Households by Race Alone, Percent

This indicator reports the percentage of cost-burdened households (i.e., those that spend more than 30% of their household income on housing costs) by the householder's race alone, without considering respondents' ethnicity. The percentage values could be interpreted as, for example, *"Of all occupied housing units with a white alone householder within the report area, the proportion whose housing costs exceed 30% of their household income in the past 12 months is (value)."* Note that data are only reported for households where household housing costs, income earned, and race was identified in the 2019-23 American Community Survey.

Report Area	White	Black	Asian	American Indian or Alaska Native	Native Hawaiian or Pacific Islander	Some Other Race	Two or More Races
Butte County, CA	34.08%	80.55%	34.13%	40.58%	38.03%	36.89%	47.66%
California	35.81%	51.44%	34.15%	40.37%	40.64%	44.89%	40.82%
United States	25.61%	41.10%	30.02%	30.74%	37.97%	40.56%	35.13%

Data Source: US Census Bureau, [American Community Survey](#). 2019-23.



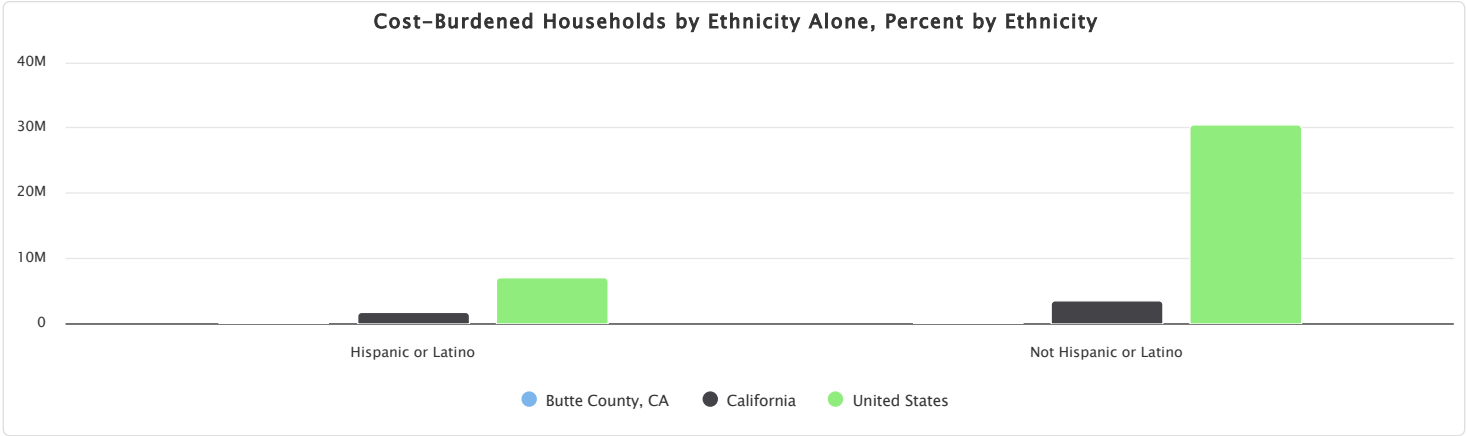
Cost-Burdened Households by Ethnicity Alone, Percent by Ethnicity

This indicator reports the percentage of households that spend more than 30% of their household income on housing costs by ethnicity alone during 2019-2023, according to the American Community Survey (ACS). Note that the data for this indicator are only reported for households where housing costs, income earned, and ethnicity were identified in the American Community Survey.

Within the report area, there were 5,441 cost-burdened households of Hispanic or Latino origin, representing 42.21% of the Hispanic or Latino households. There were 24,442 cost-burdened households of non-Hispanic or Latino origin in the report area, representing 35.19% of the total non-Hispanic households.

Report Area	Hispanic or Latino	Not Hispanic or Latino	Hispanic or Latino, Percent	Not Hispanic or Latino, Percent
Butte County, CA	5,441	24,442	42.21%	35.19%
California	1,771,076	3,387,406	43.00%	36.36%
United States	6,921,852	30,408,987	37.78%	27.86%

Data Source: US Census Bureau, American Community Survey, 2019-23.



Cost-Burdened Households by Ethnicity Alone, Percent of Total

This indicator reports the percentage of households that spend more than 30% of their household income on housing costs by ethnicity alone during 2019-2023, according to the American Community Survey (ACS). Note that the data for this indicator are only reported for households where housing costs, income earned, and ethnicity were identified in the American Community Survey.

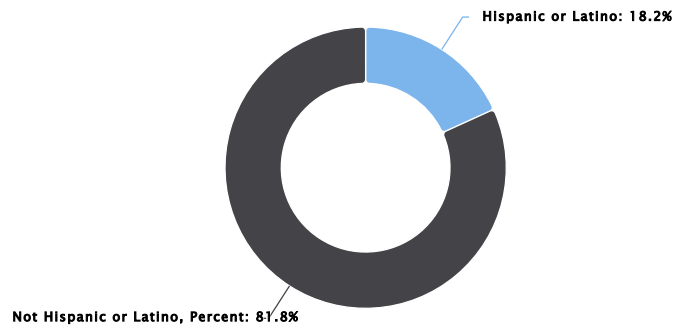
Within the report area, there were 5,441 cost-burdened households of Hispanic or Latino origin, representing 18.21% of the total cost-burdened households. There were 24,442 cost-burdened households of non-Hispanic or Latino origin in the report area, representing 81.79% of the total cost-burdened households.

Report Area	Hispanic or Latino	Not Hispanic or Latino	Hispanic or Latino, Percent	Not Hispanic or Latino, Percent
Butte County, CA	5,441	24,442	18.21%	81.79%
California	1,771,076	3,387,406	34.33%	65.67%
United States	6,921,852	30,408,987	18.54%	81.46%

Data Source: US Census Bureau, American Community Survey, 2019-23.

### Cost-Burdened Households by Ethnicity Alone, Percent of Total

Butte County, CA

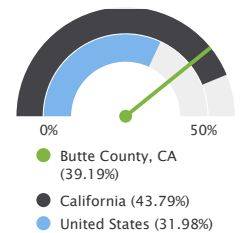


## Housing Quality - Substandard Housing

This indicator reports the number and percentage of owner- and renter-occupied housing units having at least one of the following conditions: 1) lacking complete plumbing facilities, 2) lacking complete kitchen facilities, 3) with 1 or more occupants per room, 4) selected monthly owner costs as a percentage of household income greater than 30%, and 5) gross rent as a percentage of household income greater than 30%. Selected conditions provide information in assessing the quality of the housing inventory and its occupants. This data is used to easily identify homes where the quality of living and housing can be considered substandard. Of the 82,345 total occupied housing units in the report area, 32,269 or 39.19% have one or more substandard conditions.

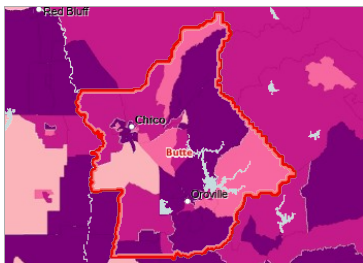
Report Area	Total Occupied Housing Units	Occupied Housing Units with One or More Substandard Conditions	Occupied Housing Units with One or More Substandard Conditions, Percent
Butte County, CA	82,345	32,269	39.19%
California	13,434,847	5,883,539	43.79%
United States	127,482,865	40,765,129	31.98%

Occupied Housing Units with One or More Substandard Conditions, Percent




Note: This indicator is compared to the state average.

Data Source: US Census Bureau, American Community Survey, 2019-23.



[View larger map](#)

### Substandard Housing Units, Percent of Total by Tract, ACS 2019-23



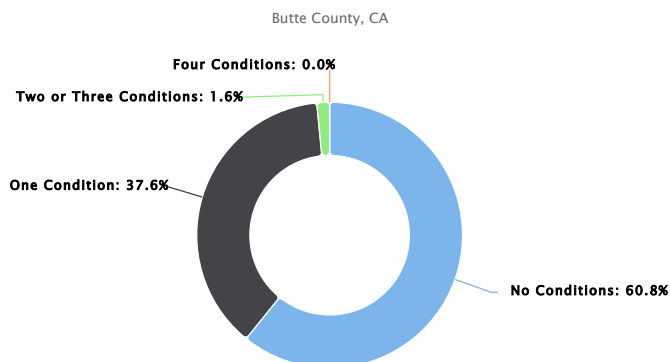
## Substandard Housing: Number of Substandard Conditions Present, Percentage of Total Occupied Housing Units

This indicator reports the percentage of total occupied housing units by number of substandard conditions.

Report Area	No Conditions	One Condition	Two or Three Conditions	Four Conditions
Butte County, CA	60.81%	37.64%	1.55%	0.00%
California	56.21%	39.59%	4.19%	0.01%
United States	68.02%	30.18%	1.79%	0.01%

Data Source: US Census Bureau, [American Community Survey](#), 2019-23.

#### Substandard Housing: Number of Substandard Conditions Present, Percentage of Total Occupied Housing Units



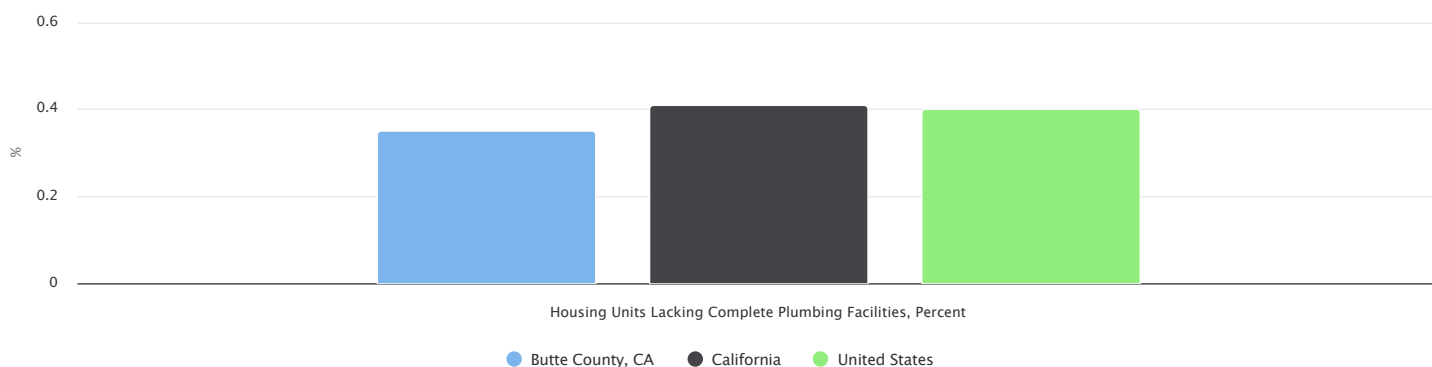
### Substandard Housing: Households Lacking Complete Plumbing Facilities

Complete plumbing facilities include: (a) hot and cold running water, (b) a flush toilet, and (c) a bathtub or shower. All three facilities must be located inside the house, apartment, or mobile home, but not necessarily in the same room. Housing units are classified as lacking complete plumbing facilities when any of the three facilities is not present.

Report Area	Occupied Housing Units	Housing Units Lacking Complete Plumbing Facilities	Housing Units Lacking Complete Plumbing Facilities, Percent
Butte County, CA	82,345	286	0.35%
California	13,434,847	55,481	0.41%
United States	127,482,865	504,720	0.40%

Data Source: US Census Bureau, [American Community Survey](#), 2019-23.

#### Substandard Housing: Households Lacking Complete Plumbing Facilities



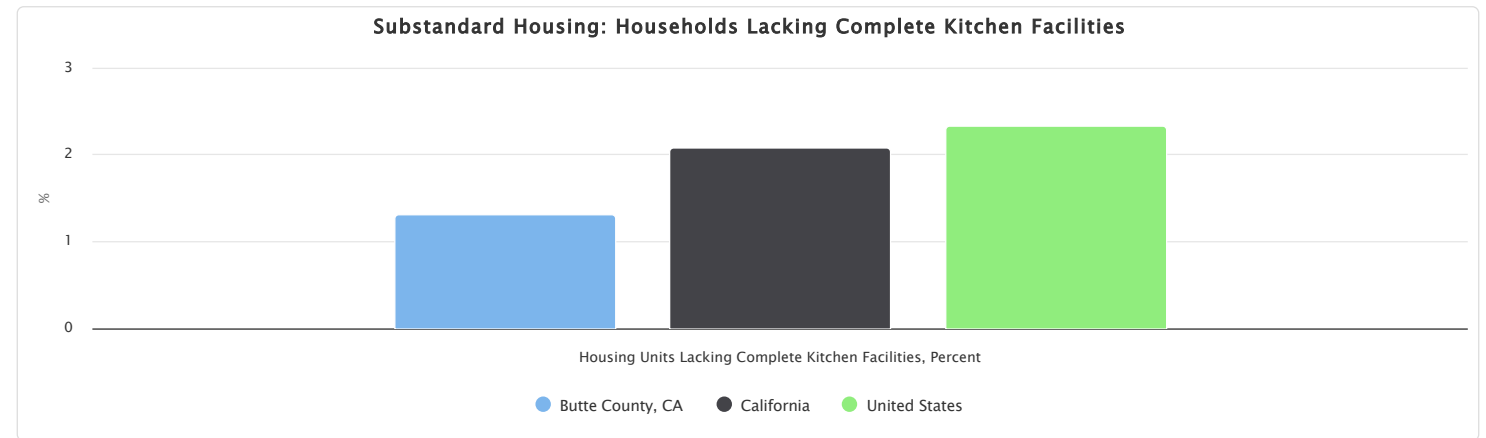
### Substandard Housing: Households Lacking Complete Kitchen Facilities

A unit has complete kitchen facilities when it has all three of the following facilities: (a) a sink with a faucet, (b) a stove or range, and (c) a refrigerator. All kitchen facilities must be located in the house, apartment, or mobile home, but they need not

be in the same room. A housing unit having only a microwave or portable heating equipment such as a hot plate or camping stove should not be considered as having complete kitchen facilities. An icebox is not considered to be a refrigerator.

Report Area	Occupied Housing Units	Housing Units Lacking Complete Kitchen Facilities	Housing Units Lacking Complete Kitchen Facilities, Percent
Butte County, CA	91,176	1,196	1.31%
California	14,532,683	301,564	2.08%
United States	142,332,876	3,315,087	2.33%

Data Source: US Census Bureau, [American Community Survey, 2019-23](#).



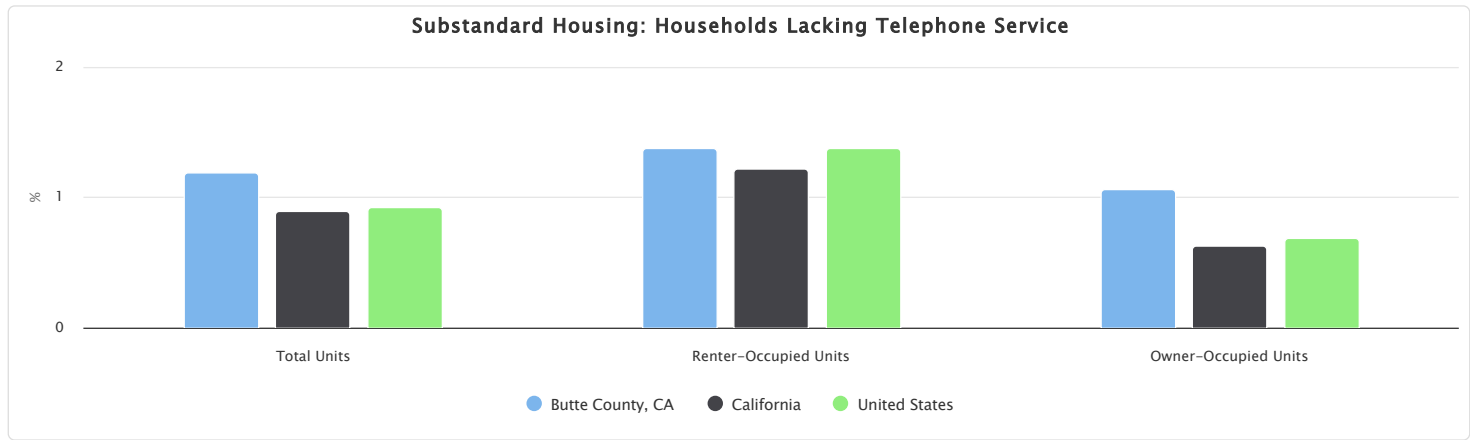
## Substandard Housing: Households Lacking Telephone Service

A telephone must be in working order and service available in the house, apartment, or mobile home that allows the respondent to both make and receive calls. Households that have cell-phones (no land-line) are counted as having telephone service available. Households whose service has been discontinued for nonpayment or other reasons are not counted as having telephone service available.

Report Area	Housing Units Lacking Telephone Service	Housing Units Lacking Telephone Service	Owner-Occupied Units Lacking Telephone Service	Owner-Occupied Units Lacking Telephone Service	Renter-Occupied Units Lacking Telephone Service	Renter-Occupied Units Lacking Telephone Service
Butte County, CA	980	1.19%	511	1.06%	469	1.37%
California	119,592	0.89%	47,143	0.63%	72,449	1.22%
United States	1,170,528	0.92%	561,820	0.68%	608,708	1.37%

Data Source: US Census Bureau, [American Community Survey, 2019-23](#).





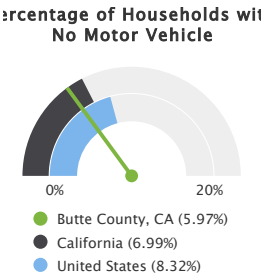
## Other Social & Economic Factors

Economic and social insecurity often are associated with poor health. Poverty, unemployment, and lack of educational achievement affect access to care and a community’s ability to engage in healthy behaviors. Without a network of support and a safe community, families cannot thrive. Ensuring access to social and economic resources provides a foundation for a healthy community.

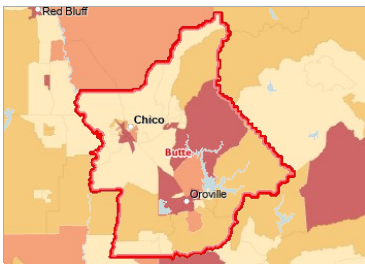
## Households with No Motor Vehicle

This indicator reports the number and percentage of households with no motor vehicle based on the latest 5-year American Community Survey estimates. Of the 82,345 total households in the report area, 4,915 or 5.97% are without a motor vehicle.

Report Area	Total Occupied Households	Households with No Motor Vehicle	Households with No Motor Vehicle, Percent
Butte County, CA	82,345	4,915	5.97%
California	13,434,847	939,021	6.99%
United States	127,482,865	10,602,826	8.32%




Note: This indicator is compared to the state average.  
Data Source: US Census Bureau, [American Community Survey](#), 2019-23.



[View larger map](#)

**Households with No Vehicle, Percent by Tract, ACS 2019-23**

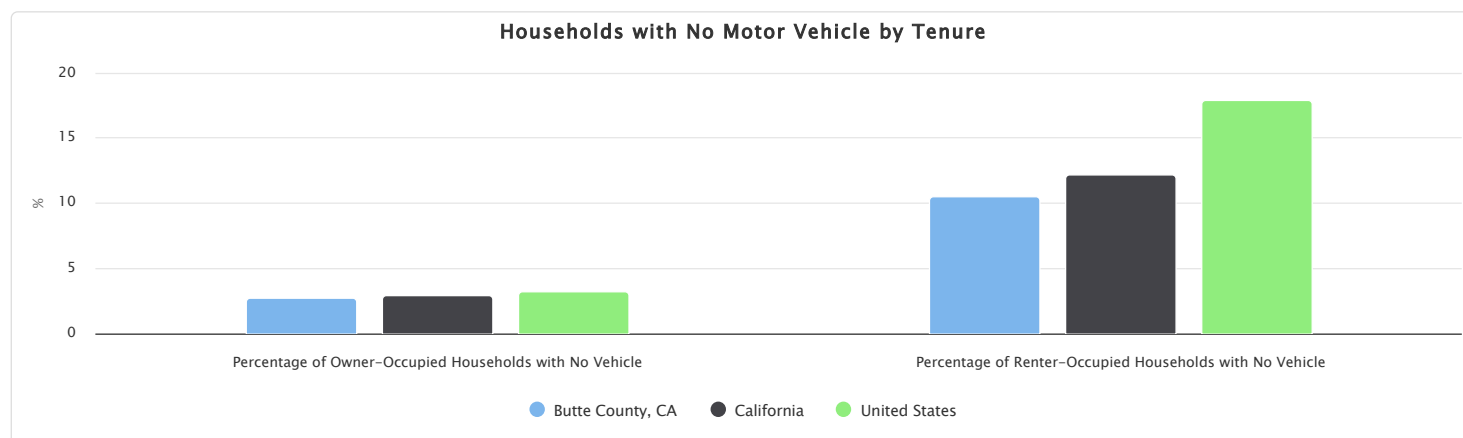


## Households with No Motor Vehicle by Tenure

This indicator reports the total and percentage of households with no vehicle by tenure. These numbers in the following table could be interpreted as (take the first two columns as an example), "Within the report area, there are a total of (value) owner-occupied households with no vehicle. This accounts for (value) of all the owner-occupied households."

Report Area	Owner-Occupied Households	Owner-Occupied Households, Percent	Renter-Occupied Households	Renter-Occupied Households, Percent
Butte County, CA	1,311	2.73%	3,604	10.49%
California	216,828	2.89%	722,193	12.16%
United States	2,636,344	3.18%	7,966,482	17.87%

Data Source: US Census Bureau, [American Community Survey](#). 2019-23.

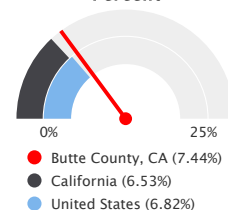


## Young People Not in School and Not Working

This indicator reports the percentage of youth age 16-19 who are not currently enrolled in school and who are not employed. The report area has a total population of 12,247 between the ages, of which 911 are not in school and not employed.

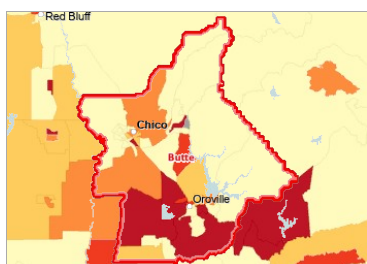
Report Area	Population Age 16-19	Population Age 16-19 Not in School and Not Employed	Population Age 16-19 Not in School and Not Employed, Percent
Butte County, CA	12,247	911	7.44%
California	2,057,577	134,377	6.53%
United States	17,415,920	1,187,439	6.82%

Population Age 16-19 Not in School and Not Employed, Percent




Note: This indicator is compared to the state average.

Data Source: US Census Bureau, [American Community Survey](#). 2019-23.



[View larger map](#)

Youths Not Enrolled in School and Not Employed, Percent by Tract, ACS 2019-23



## Physical Environment

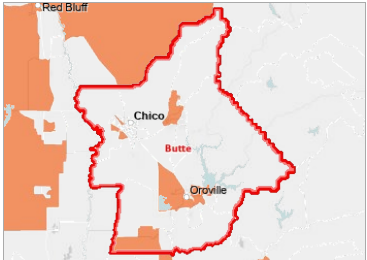
A community's health also is affected by the physical environment. A safe, clean environment that provides access to healthy food and recreational opportunities is important to maintaining and improving community health.

## Food Environment - Food Desert Census Tracts

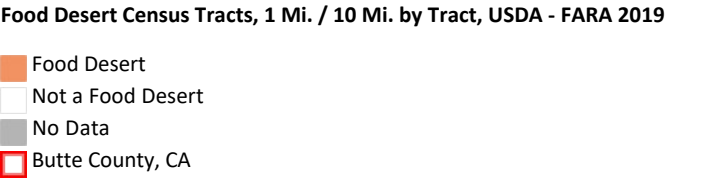
This indicator reports the number of neighborhoods in the report area that are within food deserts. The USDA Food Access Research Atlas defines a food desert as any neighborhood that lacks healthy food sources due to income level, distance to supermarkets, or vehicle access. The report area has a population of 61,698 living in food deserts and a total of 14 census tracts classified as food deserts by the USDA.

Report Area	Total Population (2010)	Food Desert Census Tracts	Other Census Tracts	Food Desert Population	Other Population
Butte County, CA	220,000	14	37	61,698	158,302
California	37,253,956	536	7,488	2,669,879	34,584,077
United States	308,745,538	9,293	63,238	39,074,974	269,670,564

Data Source: US Department of Agriculture, Economic Research Service, [USDA - Food Access Research Atlas](#). 2019.

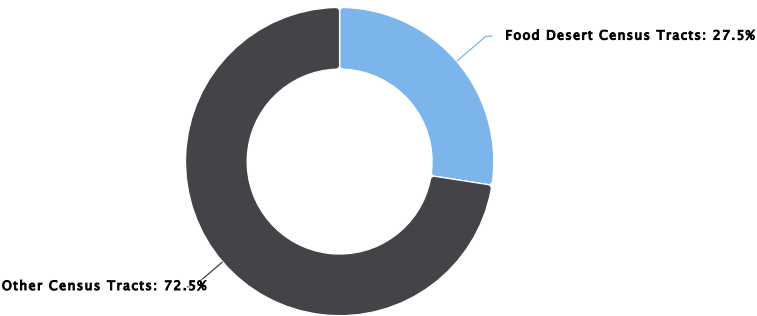


[View larger map](#)



### Food Environment – Food Desert Census Tracts

Butte County, CA



## Appendix D

### Qualitative Assessment of Butte County and Needs – Listening Sessions

The 2025 Community Scan included six listening sessions (five in English and one in Spanish), and 50 people participated (47 community members and 3 agency partner participants). The participating areas included Chico (26), South Oroville (4), Magalia (5), and Gridley (9).

**Date:** Tuesday, 05/06/2025

**Notes:** Chico City Plaza

**Attendees:** 7

#### **Hear about resources available:**

Far Northern Regional Center

Facebook

Instagram

Iverson Heath and wellness

Health programs

Word of mouth

211

Safe space (1909 Esplanade TUE- TH 12-3pm, they take walkins and help sometimes with transportation)

Health appts

DMV, no cost or low cost

#### **Health:**

North Valley Harm Reduction Program

Ampla Health (if we give them a 2-week notice, can get a ride)

Need a walk-in clinic for a support group

Second opinion (more than ER), and Ampla Express is nice )

There is mold in the buildings near here

Lots of pollen

Need more case management (especially for emergencies at night)

History of Annie Bidwell

Clean running water

Restrooms where to wash hands (affects women's health)

#### **Hunger:**

Faith Lutheran (friday 3pm- 5pm)

South Chico Community Assistance Center food distribution

Sunday dinner at the hands

Community fridge on 14/ 15 by the meat market, used to be there but it's closed now

#### **Housing:**

Section 8 housing, long waiting lists that take years

People just get told to come back and never get any consistency or any change in their situation

Open spots (know of a place that a friend got kicked out of and it had remained vacant with no one moving in)

Sober living environment, SLE (but need help with stability first to be able to get and stay sober)  
Communal living places where people can get support and also there's understanding of psychological issues and mental illnesses  
Need safe parking spaces for those living in their car where they won't be kicked out, or also safe places for camping

**Need:**

Housing case  
Work management  
Clothing  
Food  
Pet food  
Bus passes  
Resources accessible by walking  
YouTube ads, video ads, not everyone can access or use FB / social media  
How to charge electronics/phone  
When Jesus center moved we lost many resources  
Rehabilitation not just rehab to improve ourselves  
A space where we are able to clean up and apply for a job  
Places where we are not being shunned  
More retention and outreach for practitioners because there's no consistency (need to reconnect with someone new since others leave)  
coin operated bathroom (there's some in Oregon \$2.50, 45min, shower, some used at truck stops)  
Less police harassment (they take my dog, charge fines, and then put up for adoption)  
Mobile vet clinic or some support with check ups for pets  
Mobile resources (shoes, hypoallergenic options)  
Shower trailer /bathroom  
"It's hard enough to get there in the first place and then to just get turned away" (when going to clinic)  
Long waiting lists for housing. (Safe space been waiting two years)  
Hand sanitizers & hand warmers  
People have brain /traumatic injuries that they need support for  
Used to have a bike repair station at Jesus center  
Need more street pastors

**Date:** Thursday, 05/01/2025

**Notes:** Oro Vista

**Attendees:** 3 total community members + 1 partner attendee

**Positives (what's working?)**

Tiffany's center (AACC and the Phoenix Project)

Free food (across from the mini mart), King Table

Gun tower (public safety)

Two resilience centers

Need more sidewalks

There's a tight-knit community

Community garden

Local radio station (does PSAs and announces community events)

Recovery at the River event (mental health, substance abuse, youth (there will be another with volunteering opportunities (partnership with Hmong center and others, there will also be a memorial wall and art contest)

There's a community w/hope, seen the churches coming together

Born and raised in southside (40 years)

3 years living in southside, 12 years in Oroville

Since 16 years old (10-15 years)

**Neighborhood:**

There are different areas, visually, some areas with no streetlights

A lot of crime in downtown (seen more than when at southside)

During the 90s addiction was criminalized

Dr. Rivers (has deep knowledge on the history)

People know each other

Another resource is OSCIA

Church communities consistent in their support and in the community

There is a Black Exodus (passing away or youth leaving)

Community used to be full, now more abandoned properties

A lot of the property owners are out of town and benefit from tax break

Councilmember J. Goodson supporting w/ the blighted properties

They're noticing trash being brought and dumped over here

Properties being abandoned starting around the 90s

Issues due to drugs, lack of education, criminalization

Mental, physical, generational, spiritual health impacts

**Resources (how they access and where there needs to be more outreach)**

Social media

Youth community

Key community contacts

Individually looking for things

Black and Butte group

Radio

Sign up for notifications

App that is up and coming

Communal HUBs

AAFCC

**Challenges to Accessing Resources**

Sometimes people think something is a government program  
People don't know about it (ex: the free Hip Hop dance classes)  
People think that something is not open for everyone  
Stigma  
Drug use impacting families generationally  
Past being used against them, limiting their opportunities  
Outsiders talking down on Oroville  
Community out of touch and going out of town for weekend  
"I feel like people are raising their kids to get out of Oroville"  
Butte County got \$30M (using it for the Ads around town), this should be used for recovery too, groceries, youth programs, etc  
"It feels like a sundown town"  
Nobody cares that nobody cares  
Small group of people with control (limiting what comes in)  
Folks are no longer in Oroville due to a fear of retaliation against leadership, there are some people know about and others speculate  
People don't speak up because they are nervous about social retaliation and social change

### **Need**

Relationships, networking, opportunities that are free  
City networking group  
Build trust (repairing historical experiences)  
Often the community is disenfranchised and underinvested  
Community/ people need vision/ purpose for Oroville  
Need to know where is Oroville headed? (ex: chico has the airport, bringing more business, etc.)  
What's bringing people to Oroville?  
What's keeping Youth here?  
Need more to do after 5:00pm, for both youth and communities /families  
Post covid how to get people connected  
Have a multi-cultural festival (have seen when communities were fighting and leaders came together to make change)  
More black healthcare professionals, or professionals that are by poock.  
Oroville hospital is awful, Enloe is way better quality of care (saw the difference when relative was moved there)  
All clinics and doctor offices are affiliated with hospital  
There is no reliable access to fresh and nutritious food without a vehicle  
Eating healthy is difficult  
Hope for people to learn to grow their own food  
Grocery store quality has gone down with prices still increasing  
There's not enough education on disaster preparedness

**Date:** Saturday, 04/26/2025

**Notes:** South Chico Community Assistance Center

**Participants:** 7 total

### **South Chico Community Assistance Center Listening Session Summary – Chico, CA**

This listening session gathered input from individuals with lived experience of homelessness, poverty, and food insecurity. The facilitators asked open-ended questions to understand what community services are working, what's missing, and what barriers people face in trying to meet basic needs.

## **What's Working**

Several participants identified free food programs as essential. The Salvation Army and a location referred to as “You and You Here<sup>[JF1]</sup>” were mentioned positively. Pet-related support—such as free cat and dog food, leashes, bowls, jackets, and general care supplies—was highlighted as an often-overlooked but deeply meaningful service. Many emphasized that people with pets often go without their own needs to ensure their animals are fed and safe.

Programs that allowed people to retain a sense of dignity and normalcy were highly valued. Some praised specific individuals—such as a case manager named Eric—for their personal efforts to help people find housing or navigate services. Farmers markets offering Market Match programs were also praised for helping EBT users stretch their food benefits.

Word of mouth remains the primary way people learn about services. Flyers and announcements from food bank staff are helpful, but many still struggle with a lack of consistent, centralized information.

## **Persistent Gaps and Challenges**

### **Housing:**

Participants unanimously identified housing as the most urgent need. Shelters were described as restrictive, overly controlled, and sometimes unsafe. People reported being kicked out for arbitrary reasons—such as being disliked by staff, relapsing on substances, or violating curfews. Several recalled tragic cases where individuals were denied shelter and died outdoors. Others said they've been forced to leave Chico, despite having lived there their whole lives.

Low-barrier shelter options were widely requested. Participants want a place where they can lock the door, keep personal items secure, and not be punished for having pets, trauma symptoms, or minor rule violations. Vacant buildings like the old Kmart were identified as potential sites for safe shelter or transitional housing.

### **Food Access:**

While food distributions are helpful, many people do not know when or where they happen. Some only learn through other unhoused individuals or by accident. Suggestions included creating centralized bulletin boards downtown or in high-traffic areas. People stressed the need for more accessible information, especially for those without phones or internet.

### **Healthcare:**

Frustrations with the medical system were common. Participants reported being judged or dismissed by healthcare providers based on appearance, poverty, or housing status. Multiple individuals described being misdiagnosed, ignored, or forced into harmful treatment plans. Some mentioned being switched to confusing insurance plans without consent or explanation.

Access to mental health services, trauma support, and substance use treatment is limited. Participants called for holistic support that includes therapy, social connection, and recovery services—not just temporary shelter.



**Transportation:**

Access to transportation remains a major barrier. Some rely on damaged or unreliable personal vehicles. Others expressed frustration with public buses, which were described as inaccessible, judgmental, and not always available when needed. Fear of missing critical appointments or services due to lack of transit is widespread.

**Communication Barriers:**

Many people reported frequent theft or loss of phones, making it harder to receive information or coordinate care. A lack of outreach from programs compounds this problem, leading to confusion and missed opportunities. Participants stressed that not everyone has access to digital tools—and service models that assume otherwise fail them.

**Public Stigma and Dehumanization:**

A major theme was the stigma faced by unhoused people. Participants described being viewed as criminals, addicts, or subhuman. They noted that the public often assumes the worst without understanding the complex, personal stories behind homelessness. Multiple attendees called for programs that incorporate lived experience, storytelling, and empathy-building.

One speaker suggested that people should have to “feel what it’s like to be out here” to understand the reality. Others echoed this sentiment, describing themselves as one accident or paycheck away from the street.

**Public Infrastructure & Safety:**

People expressed concerns about the lack of bathrooms, showers, and safe places to rest. They mentioned that even when such facilities exist, they’re often destroyed or shut down due to one person’s behavior. Participants emphasized that this penalizes the entire community and creates a cycle of scarcity and resentment.

When asked about the pallet shelters and tiny home programs, reactions were mixed. Some people had been kicked out of these places under questionable circumstances. Others expressed hope that more of these models could be made available—if managed more fairly and supportively.

**Overdose and Harm Reduction:**

Participants discussed the prevalence of drug contamination, especially fentanyl and tranquilizers. Some described how people are dying not because they’re using more, but because of what’s being mixed in. There was also concern about the lack of clear, available harm reduction strategies.

**Conclusion and Community Recommendations**

Participants expressed deep gratitude for being asked their perspectives. They offered several consistent recommendations:

- Establish more low-barrier shelters that allow pets and dignity.
- Repurpose vacant properties for safe housing.
- Centralize information and use analog methods (posters, flyers) for outreach.
- Expand mental health and trauma recovery services.

- Ensure more respectful and unbiased medical care.
- Improve transportation reliability.
- Create more public restrooms, showers, and places to rest.
- Include people with lived experience in decision-making and program design.

Above all, people called for a shift in perception: to see them not as a burden, but as members of the community with knowledge, stories, and value.

**Date:** Thursday, 04/24/2025

**Notes:** Esperanza House

**Attendees:** 9 total

**Positives:**

Been living here 7 years, beautiful town, its healthy and better to me than a larger city when kids move to different schools, here everything is near

Been living here for 26 years, i notice schools want to get closer to families. A lot of people come from the bigger cities to live the smaller town lifestyle

**Health:**

There are not as many streetlights or stop signs

There is a lot of danger for pedestrians, especially in the streets where children walk

Need to have lights where the school bus stops are

There are a lot of streets that are dark and need more public street lighting

No continuity in health service because doctors leave to other cities

I have to go to Yuba City, Oroville, or Chico to get access to more advance health services

Need local doctors that do women's healthcare (paps, mammograms, and other women's services)

I find out about healthcare services by word of mouth, at the clinics, Facbook pages, through Esperanza House, and through church

I have been seeing more events in the community

**Food:**

There used to be more food distribution but not anymore

Sometimes people don't go but I think it is because they don't know that it is available

It's been more than a year that I know that the food distribution doesn't come to this area

My family members in other counties (Live Oak), tell me that they get way more food out there, sometimes they even get meat

Some of the foods, like canned meat for example, are not usually eaten in Mexican communities, I've been told they are known to be unhealthy

Preservatives are very unhealthy and known to cause cancer

From the CalFresh Healthy Living class, I learned that there are different cans and some produce less toxins

Unjust income levels to qualify for CalFresh and other resources, and have to be in extreme poverty to get some help

CalFresh sometimes provides \$50, but that is not enough to supplement the food cost

Prices are going up, but as much as people make, it doesn't keep pace with the inflation of expenses

### **Housing**

Electricity bill has raised significantly and there are so many new charges, all of this makes it difficult to be able to afford to save for a house

The interest rates are way too high right now to afford a house

I've noticed that when the fair comes to town and they have all the rides, those months the electricity bill is even higher. I think that we get some charges for that electricity that is being used

My electricity bill went up to \$800 and normally it has been a \$300. I went to the utilities department and asked for an explanation why and if there is any support. All they provided was a payment plan. They never help one to understand why the electricity is so expensive

The City charges more for electricity to us than the business owners

Solar is not an option for me because we get told it will be free but it ends up just being an additional payment that I will need to make

Having solar is more of a luxury

You have to have close to a new roof if you want solar in your home

There are scammers that come to the community and tell us that our bill will go down, but what ends up happening is it costs more (they buy electricity and then resell it)

VistaEnergy is scamming the community and making utilities cost more

### **Resources Needed:**

In Mexico there are more cultural activities. There is much need here for groups or activities for children. Classes focus on the basics but there not as much enrichment.

There is also a need for more Spanish classes and tutors for those who want to learn to speak English

It would be better to have the English classes in the morning when kids are in school

Need more doctors

Need for specialty services, including labs and women's healthcare. Need to go to other cities to get access to lab work

For transportation, sometimes the bus takes hours (there's only one in the morning and one in the afternoon)

The bus waits for very little time before it leaves, so if it comes a bit early, there's little time to get on because it is gone

We used to have English classes through the Movimiento Cesar Chavez and Yuba City College, and I would love for it to come back

**Date:** Monday, 04/22/2025

**Notes:** Esplanade House

**Attendees:** 12 total

Page 1 and 2

**Strengths and What's Working:**

"Esplanade house has a lot of support & programming, and they care"

"What we are going through... open door policy, doesn't matter what I need to talk about"

Classes and resources, the community we build here, friends and family"

"Donations room: food, clothing... it's here"

"I feel especially when I was homeless, that there weren't as many food resources as I thought".

Having to resort to stealing when they couldn't be connected to resources

"Valley Oaks is a huge resource, provides childcare" ..in group, there is temporary childcare (here)

"Some people on disability who won't qualify since [on paper] they make too much"

"A big one also is AA and NA, keeping them open since people need these to stay or to get on track"

"Nice to see Caper Acres being rebuilt"

Need help with transportation

"Tribes used to offer rides when going to/from the grocery store, school, and to carpool. Also used to have a cab food kids"

Need for bus passes

We have a charging station for it *[didn't get what this was referring to, electric vehicles?]*

DoorDash is very expensive

**Food**

There's a need for cooking lessons

Need more meat

"At the Jesus Center, there was a nutritionist who came once a week and learned to make \_\_\_\_"  
[didn't catch what she said she learned to make]

"It'd be cool to have a budgeting class"

"We are missing mechanics, mechanical, making stuff"

Agreeing "Getting a car from pick and pull and fixing it up"

Lions for Workforce, helps with resumes, and if under 21, they pay wages

**Healthcare**

"Mental health resources are hard to find... some do it over the phone/zoom, but it would be good to have someone here"

Never know if someone is hacking

"Still an issue from what I heard, could only get a ride for herself and not her children"

"Trying to find somewhere that took males and their children, already hard enough for women and children to find resources"

**Housing**

"It is scary because you're so supported here, and one day you leave, and not sure if we'll be ready"

"You can't ever get comfortable because lease is one year, and then you don't know"

"We are just going to have to family up"

Need a housing support program

"Foster Youth to Independence (FYI) program for foster youth that age out (through Youth for Change), new program, only about five right now"

"There used to be a lot of resources in Oklahoma for tribal, and I moved to CA, didn't find as many"

"Used to be [prepared with go bags]"

"Used to be a lifeguard through the Red Cross"

"Earth Day could be where you ride the bus for free"

"We don't get meat or dairy that often"

Regarding market match, there was one person who said she got a lot more and recommended it to others

### **Priorities**

Transportation for kids who can't ride the yellow bus

More opportunities for physical activity

More bus passes

Housing availability and resources to connect to

### **Page 3**

First Five is not offering diapers.

More resources for those who don't qualify for Valley Oak

A lot of parks need more swings

Bathing, and gross stuff in 1 mile despite regular cleaning

Reduced price or free bus passes

If the bus rosters are full, offer vans for participants

Transportation for groceries via bus is hard, and DoorDash is too expensive

Need more meat supplies

The community garden on site got cleaned up, and plants are growing

Auto shop style car repair shop/class

Transportation for groceries via bus is hard, and DoorDash is too expensive

Need support with how to buy a house

Ampla van comes on site at Esplanade house, Medi-Cal works

Rent is an issue; we need to make 2 to 3 times the rent in income

Build another Esplanade house

There should be laws, for example, section 8 restrictions on the long waiting list

Butte County Housing Authority, CHAT, CHIP

Car insurance cost, housing/rental, and additional insurance might stretch resources beyond limits

No go bags

Support with fuel costs to assist with transportation difficulties

**Date:** Monday, 04/21/2025

**Notes:** Magalia Community Park

**Attendees:** 5 total (4 community members + 1 partner)

**Positives:**

It is a quiet, forest, mountain living sense of community

Have gotten to know more neighbors than other places they've lived

People looking out for one another (we are in it together)

There are more kids now than when recently moved in

Fire brought community temporarily together but grew apart since people moved away and culture changed

Our home was destroyed, momentum lot across the street rebuilt and sold to folks that don't participate in community

Know survivors, don't know people moving away and coming back

Magalia Community Park brings people together, people come out for holiday market, donut shop, concerts in the park during summertime

CHIP Housing besides lakeside park

**Issues:**

Food costs going up, in need of more community garden space

Other avenues to get food are farther and more difficult to get to (across the dam) Limited healthy food options for those on SNAP

Education and messaging around fire/ disaster response (fear based), need for proper and direct evacuation messaging and discussions with Magalia residents

Residents at baseline stress with evacuation messaging, makes stress even higher with no mental support

Insurance costs don't seem to be matched w/ risk ability to stay up to date during PSPS

Authorities should listen to experiences of residents in their evacuation experiences, seem to be focused on hypothetical issues and not real ones, current ones

Difficulty getting to neighborhoods and lack of access for those who don't have transportation

Harder for those with AFN

Seems as though public works issues aren't fixed and county/government leadership say there isn't funding

Going back to mental health, seems like there needs to be more attention on fixing evacuation routes

**Health:**

Health care seems to have gotten worse, no independent pharmacy anymore

Lack of healthcare on Ridge

Adventist care, closest hospital in Marysville, or in a pinch, Enloe

Emergency care is limited

Neal Rd clinic hours are getting shorter due to skilled staffing issues

If professional present then easier to get service

CA Care Force

Convenience keeps people away from necessary and preventative check ups

There is a building, and a need, but no worker

A veteran stand down style event would be desirable

Should be's:

Lots of work, need people and volunteers

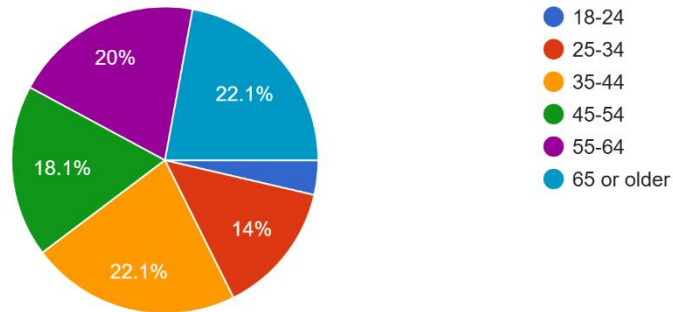


As isolated as 2019, perhaps community will come together as crisis deepens  
Magalia is an **exorb?**, people sleep here but they live elsewhere  
Hard to get people involved lots of variables to barriers  
As individual and single parents, have to make things happen for yourself  
POA has clubhouse and rec center, have been holding down more events  
Shifted to youth activities  
Youth seems increased, but could be because of elders leaving  
Elderly support systems are gone  
Families doing about the same  
Youth summit?  
Push to get population increased  
New businesses and housing to build more infrastructure  
Factions opposed to increasing Magalia population  
Lots of empty lots should be sold to those who want to build homes

## Appendix E – Community Survey Results

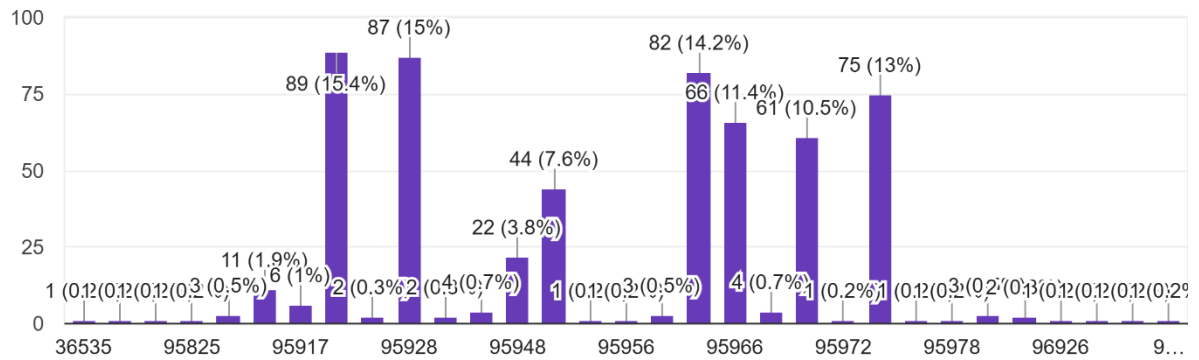
### Age Range

579 responses



### Zip code

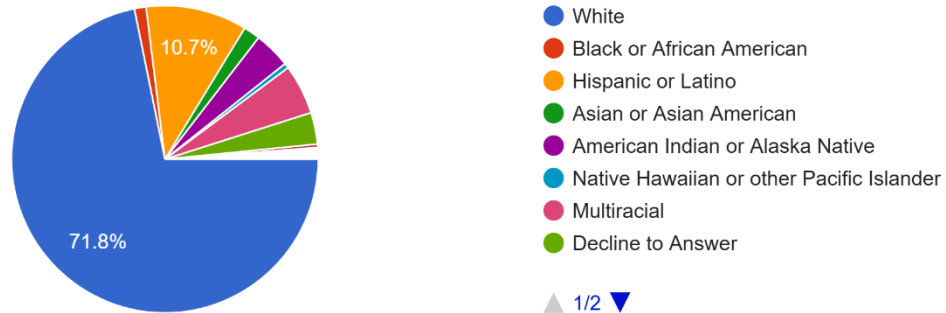
579 responses



## Appendix E – Community Survey Results

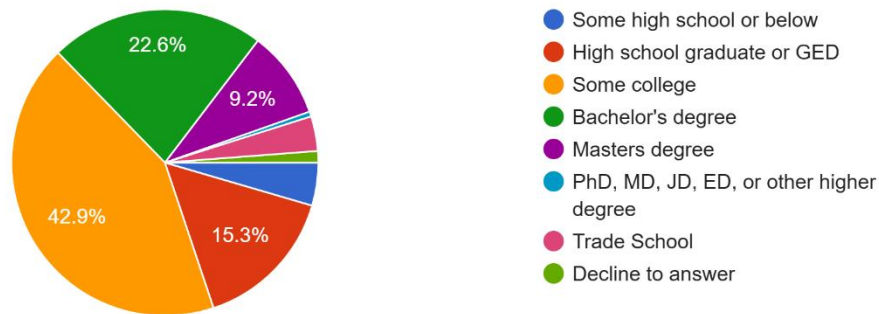
While we understand that race and ethnicity are both complicated and multi-faceted designations, for government reporting sake, we ask that you mar... in the next question for a more nuanced answer.

571 responses



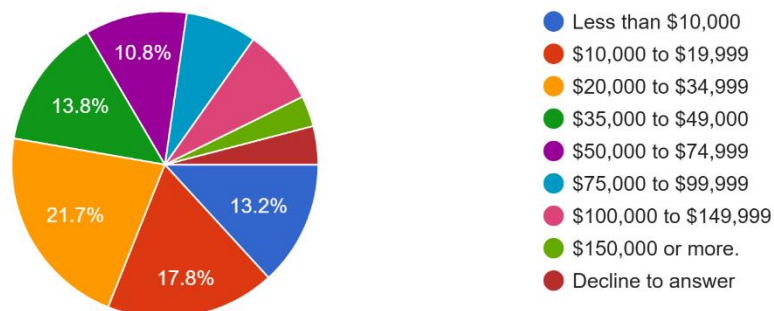
What is the highest level of education you have completed?

574 responses



(Optional) What is your annual household income?

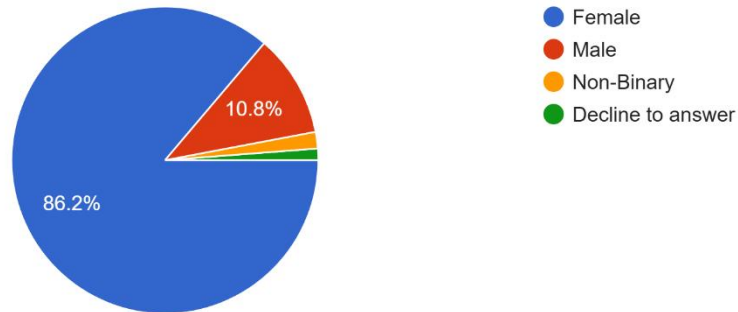
493 responses



## Appendix E – Community Survey Results

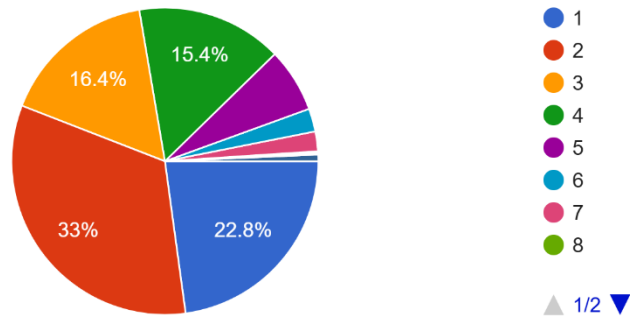
What is your gender?

573 responses



Total number of people in your household.

578 responses

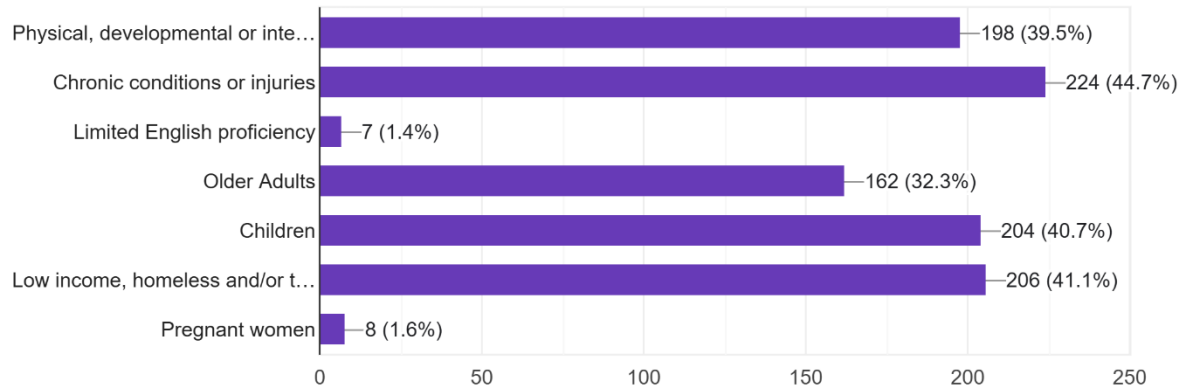


## Appendix E – Community Survey Results

Do any members of your household fall in one or more access and functional needs category?

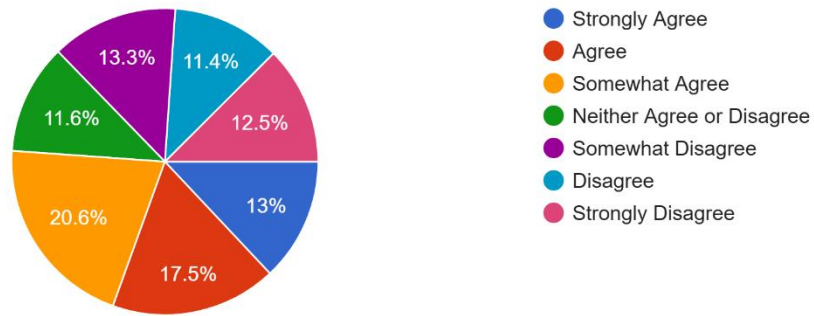
Check all that apply

501 responses



I feel like healthcare services are affordable to me.

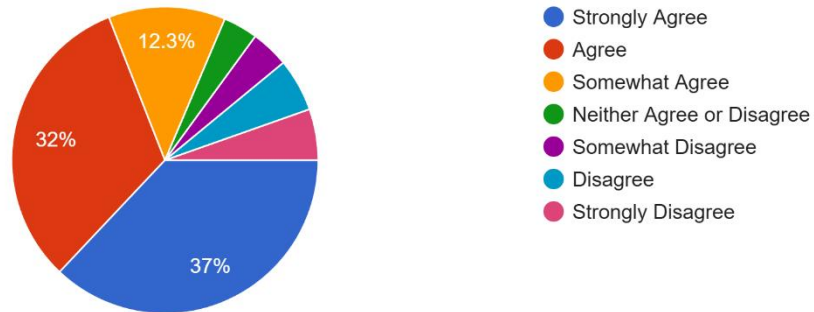
577 responses



## Appendix E – Community Survey Results

I have reliable transportation to access medical care whenever I need it.

575 responses



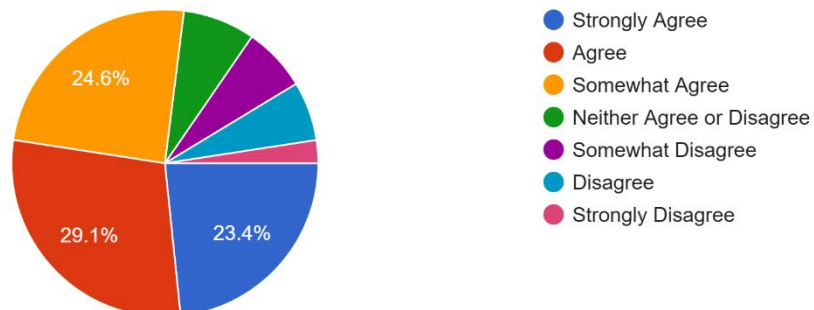
What is your primary mode of transportation? (Select one)

575 responses



I can easily access fresh and nutritious food in my community.

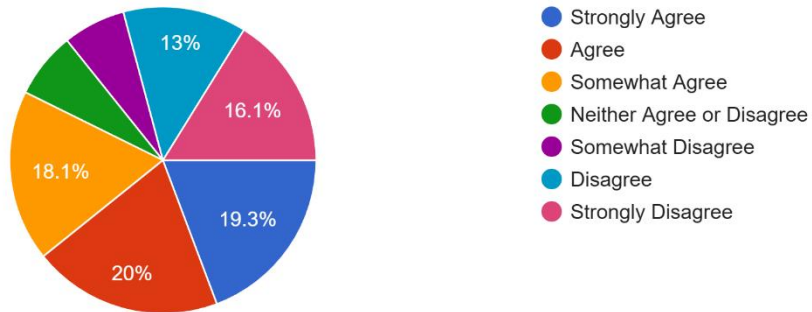
578 responses



## Appendix E – Community Survey Results

In the past 12 months I have been concerned about having enough food for my household.

576 responses



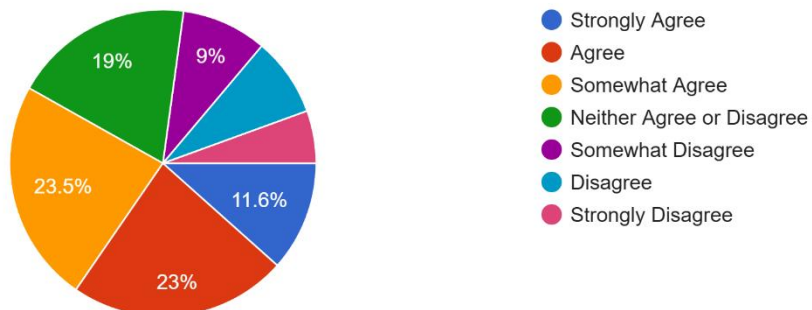
Which best describes your household's food situation in the past 3 months? (Select one)

576 responses



I feel a strong sense of belonging in my community.

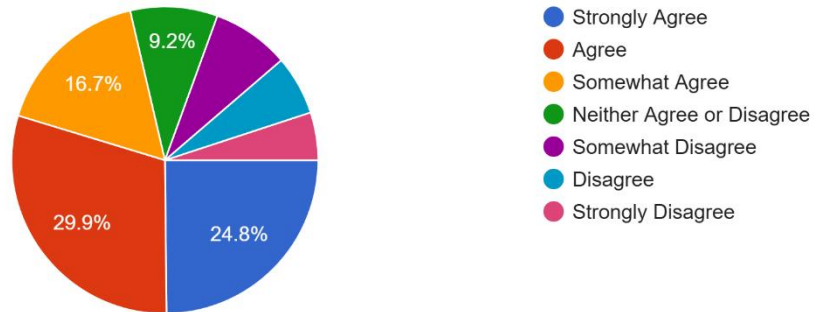
578 responses



## Appendix E – Community Survey Results

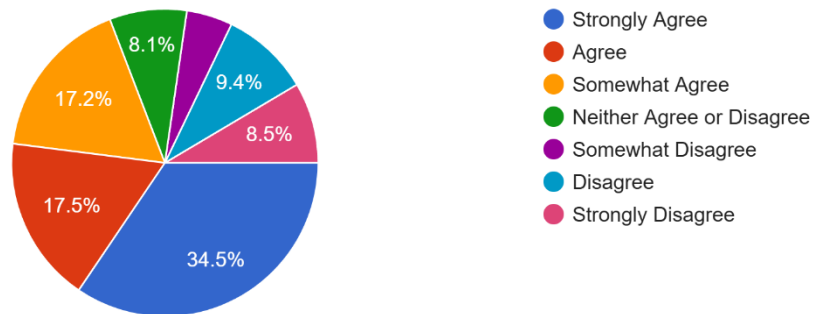
I have someone I can talk to for support when I need it.

576 responses



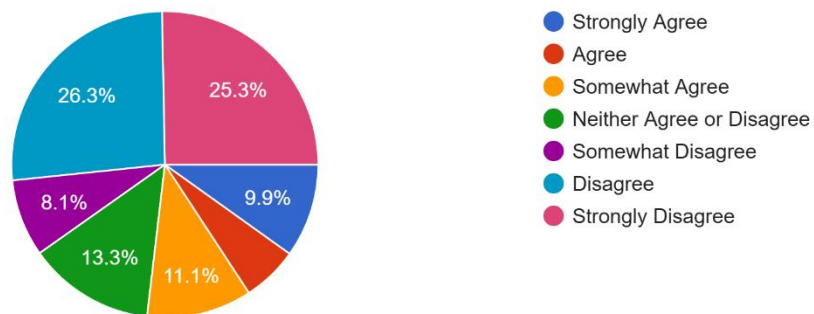
In the past 12 months I have been concerned about being able to pay my utility bills (electric, gas, water, sewer, etc).

577 responses



My current housing situation is very unstable.

577 responses

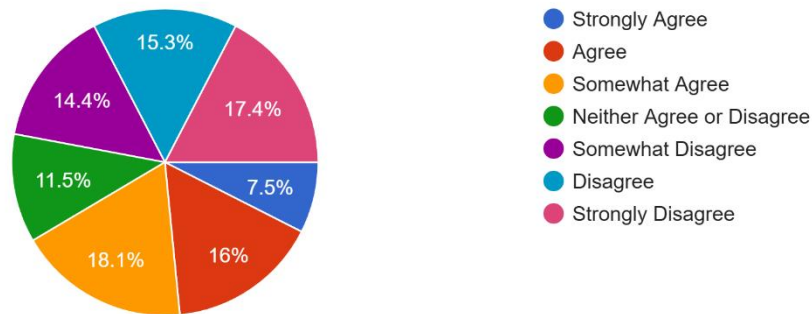




## Appendix E – Community Survey Results

My monthly housing costs (rent/mortgage and insurance) are affordable based on my income.

576 responses



What type of residence do you currently live in? (Select one)

578 responses



The last question in our community survey was an open-ended question which asked, “What resources or programs or assistance is needed in our community or needs more support in our community and please explain why.” There were 578 responses to this question. Upon review, we have categorized and summarized all responses into the top 10 categories provided below. Individual responses follow the summary below.

- **Food Assistance** The most frequently mentioned need is related to food security. This includes requests for more food for food pantries, more food banks (including mobile and weekend options), affordable food, hot meals, home-delivered meals, vouchers for fresh produce, and increased benefits like CalFresh or SNAP. Many sources highlighted the need for better access for those with mobility issues or work schedules conflicting with distribution times. There is also a desire for healthier options, including fresh fruits, vegetables, and protein.
- **Housing Assistance** Another major concern is housing, encompassing requests for more available and affordable housing, rental assistance, help for those facing eviction, housing for specific populations (like aging or middle-income single individuals/families), and

## Appendix E – Community Survey Results

assistance with housing after disasters. The difficulty in finding suitable housing due to factors like credit history, fixed incomes, and rising costs was frequently mentioned.

- **Homelessness Support** Directly related to housing, support for the homeless population is highlighted as a significant need. This includes requests for more shelters (especially low-barrier and year-round options), safe spaces, transitional housing, managed campsites or tiny villages, and programs aimed at getting people off the streets and providing comprehensive support like job training and health services. Concerns were also raised about the impact of homelessness on public safety and park access.
- **Healthcare Access** Access to healthcare, including physicians, specialists, urgent care, hospitals, and dental care, is a noted need, particularly the difficulty in accessing timely and quality care and finding providers who accept certain insurance like Medi-Cal. There's also a call for more affordable or low-cost healthcare options. Specific needs mentioned include support for chronic illness, disaster recovery healthcare, and patient advocates.
- **Utility Assistance** Assistance with utility bills, including electric, water, propane, and trash, is frequently requested. Rising rates and the running out of existing resources like LIHEAP are major concerns, particularly for those on fixed or low-to-middle incomes. Assistance is needed year-round for heating and cooling costs.
- **Transportation Assistance** Many individuals need help with transportation to access essential resources like food, medical appointments, and social services. This includes free or low-cost transportation, adaptive transportation for older and disabled adults, help with vehicle costs or repairs, public transit improvements (frequency, stops, routes), and delivery services for those who are homebound or mobility-challenged. Difficulties with medical transport accepting certain forms of transportation were also noted.
- **Youth and Family Support/Activities** Resources and activities for children, teens, and families are seen as important needs. This includes youth programs, recreational activities, safe places for kids and teens, childcare assistance (especially affordable or free options), and support for parents and specific groups like single parents or families with special needs children.
- **Senior Support** Specific programs and resources are needed to support the aging population. This includes needs for housing, nutrition (including home-delivered meals and transportation for grocery shopping), activities, transportation for appointments and errands, help with property maintenance, and general support services to combat isolation and help them remain in their homes.
- **Mental Health Support** Access to mental health services, counseling, and support groups is a significant need across the community. Concerns include the lack of affordable services, inpatient facilities (especially for youth), outreach to those in need, and support for specific groups like working poor, families with dementia patients, youth, and the LGBTQ+ community.
- **Substance Abuse Treatment** The need for more resources related to drug and alcohol addiction is frequently mentioned. This includes calls for more treatment centers, rehabilitation programs, detox centers, and assistance for those seeking help with addiction. This need is often linked with homelessness and mental health issues.

## Appendix E – Community Survey Results

What resources or programs or assistance is needed in our community or needs more support in our community and please explain why.

More food for food pantries. More utility assistance as there is not enough to go around.

Resources, including housing for our aging population.

more funding for community gardens.

Free transportation for those without reliable transportation to access food and other essential resources. Home delivered meal programs for folks with disabilities making shopping or visiting food pantries difficult. Vouchers for hotel stays during disasters with evacuations, and vouchers for gas for people who are displaced during disasters. More programs with consistent funding that can help pay rent or utility bills for households with fixed incomes that are facing eviction or shutoff power.

Need more youth programs. We have a generation of young people who need to build social skills.

More resources to assist people with PG&E payments as those resources tend to run out quickly. More available housing for low-medium income households.

Affordable food.

More food banks, more wrap around social services, more assistance for disability(blind) care, more PG&E psp recovery (surge protectors), more N95 masks, more local funding for non profits

More food banks, or provide different places for a hot meal

income taxes for low income/ we were sent to chico state, thats a joke. they closed down for spring break for 4 weeks, and left us to fend for our selves,

Transportation assistance for appointments or grocery shopping to store and farmers market

More food donations

More food banks open on the weekend. General aid for the single (without kids) working poor- Food stamps for single working poor people. Those programs only work if you have kids or are homeless, it's not fair or right. I'm single, sober, working 40 hours and STILL keep my head above water.

Drug treatment centers

Substance abuse programs

Resources for pge payment help

211

More rental assistance for individuals about to lose their housing. There is minimal to no rental assistance in this region, which often leads to horrific outcomes.

Housing assistance for single middle income people and families.

Help Paying utilities

## Appendix E – Community Survey Results

Senior nutrition more fresh vegetables and fruits. There needs to be more assistance for seniors to get proper nutrition instead of just what they can afford. I think SNAP benefits should be maximum allotment for all very low and low income seniors.

We need more food pantries throughout the county. Especially in Chico. Also more resources on how to find them and also on how they work. I need detailed explanations like videos. The whole mobile food pantries schedule as well as the food pantry process itself is very confusing.

More food pantries in Chico as well as detailed explanations on how they and the mobile pantries work. What proof of income to bring, etc.

Special needs childcare, more free fresh fruit and vegetables, more meat dairy protein giveaways, more assistance with rent such as section 8.

I'm not really sure

Help with electric, water, propane and trash bills. Sometimes it's extremely difficult to get one or all of these paid and they are all necessary to have.

More stuff for kids and families to do. More support for someone going thru cancer and chemo

More help with disaster related stuff

Unsure

Food Pantries during the weekends. Many people work and are struggling on the paycheck they get. I hear it a lot to have more food pantries for the people that work and struggle with food.

Gridley food distribution, haven't been one in a long time. Also a certificate to allow someone to pick up for me. I work and can't make it mid day to any of the distributions

More physicians and healthcare staff. Immediate care facilities and transportation for people who need it, to get to these facilities.

It is extremely hard to access quality and timely care. Everyone has trouble accessing physicians and specialists.

More affordable housing programs.

Liheap because the federal government is about to stop the program.

Support needed for food bank access and transport for mobility challenged.

Community clothing closet

Utility payment support. Rates are skyrocketing and it is becoming a very real worry for a lot of people that they will no longer be able to afford their utilities

This Butte county needs to have better food banks they need to give out meat milk eggs different kind of foods than they do now

Healthcare and homeless help

More help with pge/utilities. Help for "higher" income. We may make a decent amount but after taxes, rent, car payments, super high pg&e, increased gas and groceries we are really struggling.

A good recourse that would be helpful would be something to help with people who don't have great

## Appendix E – Community Survey Results

credit but meet all other housing criteria. We live in not the best places because we struggle with our credit.

A program for senior citizens to receive help. Ex. Rides or food deliveries.

I think higher Cal Fresh award amounts are needed for the elderly and disabled. Also, more free access to transportation to do laundry, grocery shopping, and non medical errands.

Utility assistance, fresh fruits and vegetable vouchers, kids seasonal clothing help, childcare

Our seniors need this program and a way to transport food to them. Maybe have at congregate meal sites in Oroville and Chico and low income senior housing sites. Also, not everyone has access to prepared meals or transportation to pick up prepared meals or ability to drive when they are homebound. We need brown bag delivery to seniors in remote areas who can't get Chico Meals on Wheels or Home Delivered Meals through Passages. They have a long waitlist due to lack of funding. <https://www.fns.usda.gov/csfp/commodity-supplemental-food-program>

More activities for family

Food banks, free activities, education.

I think you're doing a fantastic job with everything.

Community gardens and fruit producing trees. Cities continue to plant make trees which over produce pollen. Planting female trees in public areas would help with food access and would benefit everyone.

More discount stores

Free transportation to food distributions, human and pet, aid for vehicle costs, aid for utility costs

Services for food for those with sensory needs/food aversions

Adaptive transportation for older and disabled adults that works effectively. Chico is a small area but the B-Line does not address the needs of most. Bus services are certainly not workable for most due to a variety of factors, including where stops are located, infrequency, and hazards such as poor sidewalks and roads. If Chico were more creative about looking at transportation needs, a great deal could be done to facilitate access to medical appts. and critical services. Right now even financially well off adults are challenged to find effective alternatives when they need to stop driving.

Food /farm trucks that bring food to neighborhoods where people walk or take the bus

Help for elderly who fall in between and don't qualify for any assistance in terms of needing care

It would be nice if there was some kind of assistance for individuals with transportation such as vehicle assistance.

Paradise needs a hospital. Enloe is overwhelmed and it difficult to even been seen by a Dr. For example, mid last year I needed a obgyn apt. We'll, I could only schedule it a year out. Or there was a time I was puking up blood and I had to sit in the e.r. for 4 hrs, while puking in the waiting room.

Maybe a website that lists get together in the community, i.e. bookclubs, crochet, etc...I don't know where to look. I sporadically find things.

I would like to see more resources for seniors. Being on a fixed income is scary for me because I cannot afford to do anything socially, so I isolate.

## Appendix E – Community Survey Results

We should have a place where people can get together to play board games or cards games for free, or minimal cost. The lack of inexpensive things to do keeps me from meeting new people.

Assistance with fire breaks

A hospital/ emergency services

Utility and rent assistance. PGE rates are extremely high, even in the CARE program. Programs like LiHeap run out of funding. Rent is a major monthly expense, rates are high and raise each year. The are basic living necessities that make all the difference in people's lives.

Grandparents raising grandkids and more help with gE

Autism supports, teen activities, affordable family fun

Childcare support

Let's please help the homeless, instead of chasing them around town

Food resources. Many of the distributions are at very limited times. For example the ones on like a Thursday from 10-11. Makes it difficult for people to access with such limited hours

Greater access to/low-cost alternative health options such as Traditional Chinese Medicine, acupuncture, massage

Solutions to finding housing that is appropriate and affordable for all  
And improved road conditions as walking and biking can be very unsafe.

Food support like more fruits and vegetables

I feel kids should have a free program they can go to and just hang out and maybe learn new educational things, sports, gardening, whatever sparks their interests! This program should have free transportation to and from. Maybe this would give kids a different opportunity then the gang activities they are choosing lately?!?!

And there are many resources we need up here in Magalia area specifically as we have no laundry place, lack of businesses except gas station/liquor stores! How about a library or something or someplace to go for free use of internet to be able to apply for jobs, housing, government aid etc? Or a convenient and safe place for the homeless people to go and seek shelter, food, free health and mental health check ups.

It's hard for me to get to places I need to go to when I have to take my child as I would need to bring her car seat to appointments or find a babysitter to get groceries.

Disabled resorts

Homeless support

Safe Space (low barrier housing) needs more support, or additional low barrier shelters need to be implemented in Chico year-round, not just during extreme weather. Low barrier shelters offer safety, security, and dignity for individual experiencing homelessness, and better access to service referral (e.g. rehab)

Shelter for unhomed

Food insecurity is on the rise, and we must take proactive steps to combat deepening funding cuts.

## Appendix E – Community Survey Results

More drug and alcohol rehab and housing for the homeless

Fresh foods in pantries or giveaways, maybe a co-op for gardeners to trade and share produce.

Housing, it is hard to find housing with out good credit and for deposits

Etter child care for those seeking employment or children w disability

Home repair grants for low income seniors.

Food

Knowledge and resources to get help with how to live and increase your way of living. How to get handle credit cards, manage money, resources to help with food, how to shop and save, what nutrition is and how to shop and make meals that are actually healthy. How to seek training or education and ways to save on bills or get help with housing costs and bills,

Mental health care/job training/emergency housing for our homeless, displaced vets and resident drug addicts

Daycare and utilities payment assistance as a middle income family we are still struggling to meet bills each month due to the extreme costs of these things our mortgage is high due to the housing bubble which takes a large portion of our monthly budget, making all other payments difficult.

I wish there was someone who could go to the food giveaways for me, I'm severely crippled

Your survey says 18 pages but ends after 8? Might detour some people from finishing. 18 pages is a lot!

Food and utility help

Emergency prep classes

Larger income range for Calfresh services due to higher cost of living, more shelters and housing services to help the unhoused, more rent assistance that doesn't require an active eviction notice,

Code Enforcement and more help with weed and grass and fire abatement!!

Housing and utilities bills

Transportation

Job help hard to find a good job

The resources in our community would be affordable housing for people on a fixed income with out having to be expected to make three time the rent with a set income to even qualify.

Our community is lacking counselors a place to go to feel part of! We need more mental health places where people can come and hang out yes we have homeless but not everybody is that is homeless is a drug user everybody is supposed to count in this world.! For people forget we are all human we all read the same blood we all count we need new tools in the tool boxes. People that don't judge that are neutral to all situations. Some more mental help more people to call there's times I feel so alone so I think that community should be broadcasting more making it more obvious who to call when to call thanks for listening.

## Appendix E – Community Survey Results

More counseling

Need money for food

Emergency cots with waters basic foods blankets warmth or cooling .

Places to go

Unhoused. They need more attention and groups or programs to actually help them.

Legal consequences for hate crimes/speech! Due to recent 8+ years of political right white ideology I've experienced a regression to nasty entitled racism I endured as a child! People feel free to express their hate ideology since there is no punitive consequence...I'm aware these are hard difficult political times but how we treat the weakest or the differences in our people shows our lack of character!

Housing help. I am going to be homeless and I don't know what to do

Food banks to deliver to people that can't get to them

More funds Pge help

There is no help other than you in this community. I needed legal help and if you call click sharp or the legal aid in downtown Chico they will say they cannot help you regardless of the issue that you have. If you call the police they will arrest you or threaten to arrest you if you ever call them again. If you're low income and a female expect no help and expect there's a lot of misogyny and chauvinism and Chico and Butte county. The police are not properly trained to handle domestic violence and abuse they're not knowledgeable enough about anything they don't understand mental illness. Butte behavioral Health is the worst agency that I've ever dealt with improper medication. We need agencies and people in our community that are willing to lend a helping hand to those that are less fortunate most attorneys want \$500 an hour and thousands and thousands and thousands of dollars up front and generally they take the perspective of the male the patriarch in this town is on our next we are second class citizens as women in this town there is no help in this town other than the money you've given to help pay the utilities which I feel very blessed. No help no legal help house in foreclosure nobody's willing to help me.

Dental for medical patients because the only place that accepts medical Never has appointments available I've tried for 2 years and everytime I call they say call next month

Housing

We need more help with paying our PG&E bill. Because if you live in a trailer on your property or in a trailer. There is not a group out there, including PG&E that will not help you pay your bill as long as you live in a trailer.

Elderly homebound getting what help to get groceries/food with landlords in parks of 55+ unwilling to reach out to the community on the behalf of tenants out of state greedy landlords that keep raising rents & utilities running folks out

We need more accessibility to study a profession, less expensive, without long waits for a spot. We need more education and opportunities for people who want to study.

Mental health services for those of us that are the working poor. Nothing in my town has any advertising anywhere for alcohol, drug or depression services that are affordable to people who don't qualify for medi-cal. Covered California insurance has high deductibles that have to be met first



## Appendix E – Community Survey Results

before they become affordable and for those of us that are living from paycheck to paycheck with nothing left over after bills have been paid we can't afford to pay for medical and mental office visits.

Housing assistance

Food/housing

Places for the homeless

Battery backup for power outages

Our community could benefit from additional resources and programs in several key areas:

### \*Essential Services\*

- Food Assistance: More food banks and nutrition programs, like the Supplemental Nutrition Assistance Program (SNAP) and Women, Infants, and Children (WIC) program, can help low-income families access nutritious food.
- Housing Support: Organizations offering subsidized housing, utility payments, and rent relief can alleviate housing insecurity.
- Healthcare Access: Free or low-cost healthcare services, including mental health support and substance use disorder treatment, are crucial for vulnerable populations.

### \*Support for Vulnerable Populations\*

- Childcare Services: Affordable childcare options, like Head Start programs, can support low-income families.
- Senior Services: Meal delivery, adult day care, and caregiver support programs can improve the lives of older adults.
- Refugee and Immigrant Support: Services like refugee resettlement programs and English language classes can help newcomers integrate into the community.

### \*Community Development\*

- \*Job Training and Education: Programs offering job training, financial education, and career counseling can help individuals gain employment and stability.
- \*Community Engagement\*: Initiatives promoting community involvement, like volunteer opportunities and community events, can foster a sense of connection and belonging.
- \*Hate Incident Support\*: Resources for victims of hate incidents, including support hotlines and counseling services, can help create a safer community <sup>5 3</sup>.

### \*Access to Resources\*

- Resource Guides\*: Online platforms like Resourceful and Helping Americans Find Help can connect residents with local services and support.
- Community Outreach: Outreach programs can help raise awareness about available resources and services, ensuring that those in need can access them.

Food rent utility help

Cleaning out of over growth in the Campfire areas on private lots and land. Remove standing burned out trees.

I think childcare services could be supported more because many single moms/dads struggle to find someone trustworthy to watch their children. Also, daycare can be very expensive.

## Appendix E – Community Survey Results

Drop off or drive through food. My vehicle has issues and I can't always make it. Also I have health issues that can make it difficult to leave the house. Resources to help fix my vehicle would be awesome too. Help with pge would be amazing as well. My Son's father's job recently closed doors and income is no longer stable. He's put in many applications and no job yet in almost 2 months. Things are getting scary.

Utilities paid for.

Affordable housing

More foe Large families and housing needs

My wife and I are fairly independent. As such, we do not pay a lot of attention to food assistance or other such programs. However, I am aware of some and i am able to direct people to them.

Parent training for discipline.

A more personal one-on-one advocacy for the residentially challenged. Maybe the advocate picks ups the person and the day is spent going to and taking care of as many needs as possible. For example, EDD, DMV, SSI, are all gone to and handled in one go. Also, a place where one could receive mail other than general delivery. And perhaps a type of locker or small storage paid for by volunteering one day a week for a couple hours.

Mental Health

More affordable housing and everyone is deserving of food and shelter.

Farmers markets

More free food

Resources for people with chronic illness. For example: I have Multiple sclerosis and am heat/cold intolerant. Heating and cooling costs are a huge issue for us but something we have to deal with to prevent flare ups and increased symptom progression.

I feel that our community and know for sure numerous families like mine severely need financial assistance with things like laundry, Auto repairs, and any emergency situation. I say this because I have \$200 easily worth of dirty laundry & can't afford it and my vehicle needs a window and multiple repairs which I can not afford!!!!

Help with addiction

Better food pantries with some meats not just can goods and breads . More organizations to help pay bills .

Places that will help fix things in your home and not say you make too much money or we dnt provide that service

CAA replaced light switches in that you have to slide a switch to on and off . I mentioned to them they all broke I was told it has to be 10 yrs before they can replace anything

I'm on a fixed income as most are so I dnt have money to fix things like the pillar on my home and CAA dsnt fix these household things

There should be more resources that explain the process of rebuilding and getting permits for buildings

garden assistance for the elderly, Because our seniors need help to be more sustainable in our community

## Appendix E – Community Survey Results

I think more access for mountain communities who can't always afford to commute to town. Anywhere even the most local food pantry for where I live is 20 minutes away

Food pantries

Homeless situations that are unsolved

Assistance in filling out paperwork for current resources as well as changing the requirements.... I work and so does my husband and we are barely getting by with the bills.

Food ,

Work related support to better understand how natural disasters affect work.

I think more affordable housing for people that aren't low income but can't afford the expensive prices of houses and rentals. A lot of people don't qualify for low income housing because they are working full time and are single but then can't afford the expensive rentals and regularly priced housing

Housing and financial assistance.

Homelessness needs more help even for people on the verge of losing there home they could help people out so they don't loose there homes mainly homelessness is in need of big support I. Butte county.

Homelessness we need more help with homelessness

We need a solution/consequences for homeless, druggies, and thieves

Affordable living is needed everywhere. It's not just housing, but utility bills, cost of food, sales tax, etc. Everything is getting more expensive and I worry that we will see more people suffer in the coming year(s).

Housing

I work as a case manager and support individuals that moved from homeless encampment into project housing. Our community including public servants need more TIC training and practices incorporated. We also need to make things feel more accessible. A lot of registration is done online and majority of poverty level demographic have the free cell phone devices that have poor connection and limit them from accessing information online or submitting applications.

Educational for adults and youth

With the federal administration revoking or threatening to revoke funding for nearly all human services, especially those that serve the most marginalized, vulnerable, and historically underserved members of our community, nearly everyone needs additional support moving forward - small children, women, families of all types, the LGBTQ+ community, civil servants, educators, our ethnic minority communities (especially immigrant farm laborers), those at or below the poverty line, etc. The same is true of disaster funding. Not only are we facing unprecedented climate change, but environmental protections are being rolled back and federal funding is being denied. This is a systemic issue on a much bigger and broader level than Butte County and I'm not sure if there are enough resources at the local level for us to protect everyone who is endangered.

## Appendix E – Community Survey Results

Low barrier housing assistance

Hospital-healthcare is atrocious here since the camp fire

I get by but many of my neighbours are on the edge. A complete listing of community food programs would be very helpful. I went through the Camp Fire and keep my home well stocked. Without Social Security, EBT and Medical, it would be a different story. Thank you for all you do.

More senior services. Not many available

Perhaps some kind of outreach program to identify elderly and disabled residents' needs & concerns for those who are not intrinsic 'joiners' and don't have support from family or churches and other groups.

Homeless assistance, a blind woman is living in a tent down the street from us and it seems someone could be doing something to help her

More help for housing the homeless, more fresh affordable food programs and affordable housing. More help for the terminally ill

Activities for teens for safe places, more mental health options, more perishable food options.

Rent help and food resources

Rides to Chico for services

more assistance programs to help with produce and diapers

We need a Senior Center in Chico

Affordable exercise classes for seniors

Local medical care with consistent hours. Community education groups that provide low cost afterschool education (art classes, computer classes, sewing, cooking etc.)

We need to provide a safe campsite, or several campsites, that are managed, tiny villages and a general consideration of assisting instead of fighting the homeless people in our community. Our City Council is responsible for making these things happen. There is too much hate here, and it's done absolutely nothing but waste money and ruin people's lives. We need to be a community of POSITIVE action, which will see positive reactions.

EBT matching at all the farmers markets

Recreation Center with indoor swimming pool, possibly a YMCA, a Safeway, another drugstore, a Trader Joe's, an Aldi's, Reopened, updated Feather River Hospital, Callable senior transportation, reopened senior center, senior daycare, adaptive sports program, more doctors, especially more medical specialists, possibly a new Paradise site for Sutter Medical Foundation, streaming of Paradise Town Council and Butte County Council meetings, expanded access to local groups working on redeveloping Paradise, daily open hours for Paradise public library, local rental/leases for adult 3 wheeled pedal powered cycles, availability for free or rentals/ leases of electric cycles, including 3 wheeled ones, a commercial kitchen where people in Paradise can process large quantities of local produce, may can produce safely for both personal use and for sale, and for donation to food pantries, supplied with pressure canners and food freeze dryers, a community garden setup in Paradise where

## Appendix E – Community Survey Results

both vegetables and flowers may be grown, with free or low cost soil for raised beds, water from the Paradise Water District with available piping for timed drop or other low volume watering, free or low cost fertilizer and compost, volunteer assistance to help disabled people have their own garden plots, establishment of local lecture series in Paradise for local and visiting experts to share their knowledge with the community, an online listing of local organizations with meeting dates/times and contact information, a regular schedule of day trips by van or bus for seniors in Paradise, expansion of Paradise warning siren system to areas along Pentz Road to at least Lime Saddle, local rentals or checkout of valuable personal equipment, including fishing equipment, sewing machines and possibly sergers, small public classes, possibly for credit on the US Constitution and basic civics, classes on English for speakers of Foreign languages, a shelter for women and children seeking refuge from domestic abuse, classes on basic literacy in reading and writing in the English language, an arts center for instruction a variety of arts and crafts, including rentable rooms for art studios for professional and serious amateur artists, must include facilities for ceramics including kilns, potters wheels, space for hand building pottery, a program to develop Paradise into a destination town where significant amounts of locally made art is consistently available for sale, a more intense series of both professional and amateur concerts, year round, promoted as part of Paradise's arts offerings, establishment of a series of local and regional field trips to explore and observe the range of local geology, ecology, mining history, permanent and migrating animals, A culinary academy where prospective chefs may study and provide meals at set prices to locals and visitors in Paradise, classes on Drought tolerant local plants that may be grown in people's yards along with providing local sources for interested people to be able to purchase those plants, establishment of an alert system to notify Paradise residents when closure of significant retailers, medical offices, drugstores, supermarkets appears to be threatened, to help with expanding patronage if necessary, a link between the Paradise Chamber of Commerce and local persons to help the Chamber recruit new businesses to town, establishment of a Paradise based organization to extend help and person to person support to victims of new wildfire disasters, out reach to organizations sponsoring exchange programs for high school students and citizen to citizen programs worldwide, establish an endowed charitable sovereign wealth fund for Paradise to be professionally managed for the purposes of enhancing the broad range of locally available educational, cultural and public services opportunities and institutions in Paradise, an organization to establish firm linkages for Paradise with Chico State agricultural school and farms to enhance availability of the products of the school in Paradise, as along with more extensive involvement of the school's various programs in and around the community of Paradise, establish a local music school with lessons and rental instruments available to local children and adults, based on innovative teaching systems, including the Suzuki system for a variety of instruments and the "el sistema" program in Venezuela which has produced substantial numbers of professional and serious amateur musicians from the general population of the local people, Development of affordable local resources to cover the broad range of non-medical personal needs to enable elderly persons to continue living in their own homes as long as they can, expansion of daycare/preschool programs through the Paradise school system available to all children living in the Paradise school district, down to age two, overhaul of local zoning and homeowner association rules to encourage Paradise residents who wish to own and maintain domestic animals including chickens, ducks, small sheep, goats, turkeys, calves, horses, Construction of a dryland golfcourse in Paradise for use by local school and Butte College students and teams, and local residents, Encourage Paradise residents to create or buy locally made outdoor sculptures and install them at their properties, Encourage Paradise businesses and residents to grow flowers on their properties and have the community focus each spring on that year's color scheme to encourage both in-ground plantings and potted flowering plants, encourage local residents to plant dwarf fruit trees on their properties to increase the supply of locally grown fruit. Exempt from property taxes new installations of heat pump based heating, cooling and water heating systems in Paradise, as well as either in -ground or above ground swimming pools or swim spas to encourage residents to swim and do healthy water exercises at home, work with the county to insure that all county owned rights of way with Paradise mailing addresses are thoroughly mowed/trimmed back each year before June 1 to help keep new wildfires from breaking out in our

## Appendix E – Community Survey Results

town, Have a contest each year for owners of properties with Paradise addresses who have installed and maintained water wise xeriscaped landscapes on their properties,

Support for teachers and their families

Higher income levels for help

Free mental health support groups. Grief support groups. Utility assistance or options because PGE is unreasonable and hated by the community. More funding for the nonprofits that serve the community. More community programs at the parks that don't require fees. Fresh food in the free food banks that support so many, instead of cans and cans of salty things. Narcan training and access for more community workers. Free laundry mats and free female hygiene products. More welfare to work approved activities and options in town. Less barriers to housing with Housing Authority and CHAT. More legal services for reduced fees based on income because SHARP is rude and CLIC redirects to sharp on many things.

More no cost / low cost outdoor activities/exercise programs for both seniors and the younger generations

Make the parks and nature areas safe! The transients have taken over and we can't use them. We are virtually prisoners in our homes!

alternate escape routes if Paradise reservoir dam on Skyway is closed or damaged/destroyed

LGBT support

Food pantry delivery. Taking public transportation makes it hard to carry anything.

New to community so don't really know

More drug rehabilitation facilities. Butte county lacks this vital resource.

Access to food stamps and healthcare in a timely manner for low income. It's a 2 month wait list currently, which I am waiting for and have had to utilize the ER

Supported housing. Tiny house villages like Everhart Village

Affordable child care and better/more low income housing.

From my perspective, seniors that have a hard time leaving home to access assistance could use help. Particularly for food. The food banks are a great resource but when you get to the location, the lines are long. A lot of seniors cant stand for more than a few minutes. So utilizing food banks isnt an option.

We need more access to mental health services. We need local mental health inpatient facilities, especially for youth and adolescents. This could prevent an increase in homelessness. We need more shelters and programs to end the cycle of homelessness. There has to be a better solution than just pushing unhoused people along to the next corner or park.

## Appendix E – Community Survey Results

A community fridge. The one we had in town was well used.

Housing so many homeless surely there are houses

Community funded healthcare

Generally lowering the prices of food and gas

Homeless assistance, really get them off of the streets.

More police coverage and protection.

Fresh food (fruits, vegetables, meats) available to people that is not spoiled or fermenting. Utility assistance. Safe places for kids to play that don't involve candy/junk/sensory overload. We need more parks for kids with water features to cool down, and also more safe places and shelters for homeless people to be so kids and parents can play at the park without being harassed. A clear bike path so we can safely move throughout the city.

More education on the narcan! Very helpful in these times

We need more places for middle school-teenagers. The boys and girls club is great, but Fridays-Sundays these kids should have a place to go. The parks aren't safe for them to go with just a friend.

Need to deal with the homeless population.

More frequent food pickups.

For fire evacuations, NVADG as the only assistance for animals is not feasible. There has been atleast 2 instances we had to leave animals behind, and spent DAYS trying to get through thier phone lines for someone to check on feed and water. We were NEVER able to get through.

ACTUALLY AFFORDABLE HOUSING!!! MENTAL HEALTH SERVICES!!! SUPPORT FOR THE HOMELESS!!!

Food banks / help with pge bills /house payments

mental health support for families with dementia patient

Sliding scale RV parks up and down CA. Not just for when we're fleeing fires and floods but also to decrease the homeless congestion and give people safe places to exist and hope on the planet we didn't ask to be born on but are not ALLOWED to be on unless we pay someone who owns the earth.

Deaf/Hard of hearing. Everything is a phone call. Not every hard of hearing person has a caption phone or way to get to one. Closest one is in Chico and only during business hours. It cost a lot to be deaf or hard of hearing. But less accommodations are available, or harder to access....

I don't know but the homeless need help

Housing

Homeless. I want to be able to take my kids to the park

Teen centered activities

Resources for needy

Quality - CARING -Reliable health care doctors!!!!!!  
Help for middle class Paradise people

## Appendix E – Community Survey Results

For houseless folks, for folks with mental health needs, for elderly, lower rent and utilities so folks can live - not survive, for folks who struggle with drugs/addiction...

A Detox Center! Fentanyl is killing our community one at a time. The nearest detox center is down in southern California or out of county.

Affordable housing

Places for kids to go and activities for kids to participate in

211

Mental Health services and homelessness. We have too many mentally ill in this town that do not or can not get help, also the homelessness is beyond believable.

Better options for grocery stores.

None

I believe we need mental health support for the homeless.

Mental health support and interaction for young families

More support for people that are artistic and have developmental disabilities because they are important to have them

Food banks, mental health help, more healthy food banks with no expired food.

Food security and affordable housing. Also, better drug enforcement. There are at least 2 drug houses on my block.

Fuel reduction

None

I think there needs to be more support for our elderly, shopping, medical transportation, mental health etc

Food resources

Housing, there is a shortage of affordable housing. What is available is not always easy to get in to

Somewhere for the kids to go to hangout and feel safe, keep them out of trouble.

At the end of the month we don't have money for gas and food because Social Security isn't enough to live in and \$179.00 isn't enough food stamp money to feed 2 people.

Food Pantry



## Appendix E – Community Survey Results

---

Detox centers for those with addiction

---

We need more resources for babies. Formula, diapers, wipes, etc

---

Homeless assistance that's reliable

---

We need a detox center. We have absolutely no where for our community members in addiction to get safe and affordable detox treatment and it directly correlates to our streets being less safe. We need affordable housing and caps on rent hikes. We have a huge population on a fixed income that are being priced out of housing. We have almost no affordable housing developments with available 1 bedroom units. And the "affordable" housing developments that are coming in are \$1200 for a two bedroom apartment. This is an ENTIRE SSI check. Where are single disabled people supposed to live?

---

Help taking down burnt trees, would be good to help our stream, stop run off from rain

---

Housing resources, government needs resources, transportation, translation, interpretation, diversity health clinics, hospitals, recreational parks with safety biking, walking, water play, etc.

---

---

Housing for homeless

---

We need more food resources for the families in our area. We need more shelters for the homeless. One that has a shop on it that can teach them a trade or something. Too many dangerous felons walking around Oroville it's not a safe place to raise kids anymore. Behavior health is a joke and then the funding for it gets gutted. I know that came from Newsom. But it still sucks. We need better transportation, people are afraid to ride the bus because of the scary people that are on there.

---

I want more information on food pantry insurance that works and relief scholarships

---

More free kids activities

---

I think having a clear source of information regarding zone areas will be helpful for the newer residents of this area because we were very close to the park fire and for us not being from here and not quite sure our zone number it made the stress level in our household really high. I have never had to prepare for events such as a wildfire so knowing what to do, what to have ready, where to go is still unclear. I have done my own internet search looking for advice and help but I received conflicting information.

---

Our hospital is useless. If I call 911 for emergency care they can only take me to Gridley, but they are unable to do anything but try and find you a real hospital with a bed. Much time is wasted while I am suffering. This has happened 3 times. All 3 I had to be sent to Enloe. Once by ambulance and twice by helicopter. I could have died because of this so-called hospital designation.

---

More resources for single mothers who have children with autism. Food distribution projects that include fruits and vegetables non perishable items. We need to learn how to not waste items and maybe use things to be more sustainable. I'd like to know more about farming and planting and harvesting.

---

Food pantry for rural areas, housing rebuild assistance, permit waivers for disaster victims, trailer living permits for disaster victims with no time limits,

---

---

Help with more housing options after losing your home and land due to so many rules and permit costs and more

---

Getting housing for the homeless who have just had a rough life

---

Mom support . Easy Meal ideas and financial suport with child care

---

Foster homes for youth. Changes in laws in the last few years has left many youth homeless and with limited options for being housed

---

## Appendix E – Community Survey Results

---

Quality substance abuse programs for adults and youth are needed in Butte County.

---

Ridge needs more family and kid friendly activities that works to bond the community together

---

This town desperately needs more Healthcare options. It is infuriating that we have so many people that we need a 2nd elementary school but there isn't a single pediatrician or dentist here. The urgent care center is a joke because it is never actually open. I am disgusted when I think of all the homes that burned because resources were diverted to save the hospital and then they let it completely go to waste. It is a slap in the face of every person that lives here that they are charging so much for property taxes and then have no emergency care. It is a disgrace.

---

More food banks

---

Limited availability many of the resources are closing and the ones we have do not do enough. It is like we are abandoned by the community agencies.

---

Accessibility to the disabled, for both when they enter society but also to assist them in their homes

---

Low income housing with minimal barriers.

---

---

Mental health

---

---

More low income housing, low barrier transitional housing for the homeless, better support services information for private practice clinicians, more advocacy for marginalized populations, increased awareness and programs for mental health care, increased access to systems of care for the unserved or underserved communities.

---

Low cost and no cost housing. A lot of people never got their housing stable after the camp fire. Stable housing would do a lot to get our community back on their feet

---

I feel we have a lot of incentives available. The problem is just finding the right areas to find them. Online under the State website you must know the organization that is offering the incentive. much about an item to even know if it's the correct link. A simpler layout would be better and more helpful for the disabled and elderly

---

Support and activities for our youth are missing. There are sports activities, but not all children want to be involved or are able to be involved in sports.

---

Unknown

---

How about more:!( meats eggs and cheese bread will help out with a lot of families )!!..

---

We need a libraryEsmeralda Vega

---

Drug addiction/mental health: Hear of so many overdoses and see so many individuals on the streets addicted and homeless.

---

Transportation assistance for people to get to/from medical, benefit, food, appts and events. Community multi-purpose place where people can get regular childcare assistance, elderly companionship, post events and more

---

---

Public transportation and legal assistance for the poor

---

Help houseless women because its the right thing to do

---

Homeless situation

---

## Appendix E – Community Survey Results

Rental assistant because there isn't help for that in my town.

Funding for Park Fire, without the help from FEMA I am struggling to recover and rebuild and feel financially strapped to make a full recovery

The roads were not suitable for evacuation

We live downtown by the post office. We are in our 70s. We walk our dogs 3 or 4 times a day. We would love to see the homeless population obviously with mental and addiction issues get off the streets. Both for the general populations safety and theirs.

It would be nice if there was more for children, teens and families to do in our town.

I'm not sure but I think not everyone knows about 211 and many homeless people need more places to get cooked meal or prepared meals any thing helps when you have nothing

More than one day of food banks, we run out of food after one or 2 days

Help with power, utility

Police should respond to homeless criminal activity as much as they respond to college students and the general society's criminal activity. The homelessness is rampant, we should create a move along law to keep homeless moving along and hopefully force the government to deal with the problem on a federal level

Safe houses for women and their children fleeing from domestic violence.

Need more mental health help for minors. There is not enough help for them going through a loss, abuse from anything or anyone.

I am very concerned about evacuating in an emergency. I am disabled with vertigo, tremors and spinal issues. I use a wheeled walker and live on the 3rd floor at 1200 Park Ave, a senior complex with 107 apartments.

Many residents on the 2nd & 3rd floors are in similar condition. Some are confined to wheelchairs. At least two have both legs amputated.

Only one elevator serves this floor, and it breaks down, leaving many of us stranded. Many of us cannot use the stairs, even to go one flight down and through two heavy fire doors to the back elevator.

And when the alarm sounds, both elevators LOCK and are unavailable.

We need the Fire Department (?) to provide periodic training to help us develop and learn evacuation plans.

We also need emergency services to have a record of people who need help to evacuate. Preferably accessible when the power is out.

NA meeting hall

Food resources and pick ups in the evenings

## Appendix E – Community Survey Results

Homeless houseing on a timely basis. General assurance and SSID need to be far more timely on cash benefits for the disabled and homeless. Medical needs to provide nessary treatments with out such long approval times.

Housing assistance, it's been really difficult for us looking for a housing assistance .

We need help from community sources in being fire safe. As we age and are required to manage a large property or several for weed abatement, community services of free or assistant volunteers or town employees could do much more that send edicts threatening landowners with fines. The community and powers that be need to understand its aging and traumatized landowners and property occupants are not the cause of fire disasters that PG&E started and that many oldsters like us do their best with their physical shortcomings, bad backs and less stamina than when they were young. Perhaps resources for property management are needed, including from PG&E, who caused the disaster to begin with and continued far past '18 to start fires elsewhere. It is no longer feasible to send orders out with threat of fines to force us to manage properties. Remember that your community members are trying their best and are your best allies in reducing weeds, etc., and in keeping the town fire safe. Cooperating and helping the process is better than delivering a bunch of orders in the mail. Even the tone of these notices is offensive and dictatorial in nature, and, frankly scary. Be kind and remember what we all went through. Our spirits are willing, but at times our old bodies just aren't up to the rigor required to do the job, and our wallets are the result of fixed income in retirement. Help and assistance are better than threats to keep us all safe. What services can be employed, what programs to help the physical efforts and/or the finances of undertaking these fire safe requirements?

We need childcare! There are not enough providers making it impossible for single parents to work. Schools and ALL childcare facilities need, and should be required by law, to have school buses that account for the number of children and adults in the school for emergency purposes. They are unprepared and cannot safely evacuate the children if needed. We need job opportunities! There are not enough remote employment or employment that offers flexibility for single parents. It is IMPOSSIBLE to live above to poverty line and be a single parent in Butte county but many of us cannot leave without abandoning our children because the children are ordered to the county. Single parents need more assistance.

The homeless have taken over the cost of living makes it harder and harder to live

Housing for ppl with children that are trying to hold it together ... Children should be priority over all!

Housing, food, shelter, children education

More grants for rebuilding post fire

More assistance for the homeless or displaced. I've observed many homeless adjacent to Costco in Chico, on Cohasset Rd, under overpasses, walking along roadways.

Help for park fire survivors

Rent

Roads in Bidwell park are unsafe. They need repaving. Need solutions to homeless problem

Borderless homeless shelters and low-income and free housing. Free food and clothing program

More needs-based services of all kinds, versus gross income-based services that don't take situational needs into account. The lower middle class falls through the cracks.

Emergency shelters for family's especially ones that work and just need a little help getting back in the wagon !! We were sent to a bunch of places but turned away , had to wait , made too much money for a little help! I don't know where to go to get a meal right now ! I'm hungry and who can feed me right now ???

## Appendix E – Community Survey Results

Housing
Housing, food, help rebuilding
I don't know
Programs to deal with drug addicts. There's way too many tweakers in this town. They need to get cleaned up.
Emergency health care
Not enough resources or funding
Emotional support not enough where I am
We need more low barrier food pantries and more accessible mental health providers
Support for the homebound who must evacuate but cannot drive so end up stuck. Transportation for Seniors to go to the store or the doctor or the food pantry. I must get groceries using Instacart which means, because of the expense, I can buy less groceries. You can't even get a cab or an uber up here to go anywhere, even when trying to arrange ahead of time. I feel totally isolated because of the no transportation issue... Anything affordable would help a lot.
Food security food prices are outrageous
Police and firemen...so far they have helped in the 3 cases we saw in our mobile home park, And did well. Otherwise all is okay.
More specialists that accept Medi-Cal insurance, Lyme-Literate doctors (LLMD's)
I'm not aware of the services offered by the community.
Housing, food, education about education
Senior affordable activities
More outreach. Clean up the parks! Animal low cost spay and neuter. Too many feral cats and dumped dogs!
Social services for the homeless. Also the non profit agencies should be required to provide 24/7 shelter. More comprehensive outreach programs for the homeless.
I feel like help for people with housing problems and mental health issues
Food, social,health and better public transportation
MORE FUNDING, for advocates & aids for disaster victims.
Please make PG&E Stop Raising theewir Rates until they make sure they make Wildfire Survivors whole!! Also, Please Help Low income Elderly Persons Connect with Low/No Cost Yard Service So they can Stay in their homes longer. Thank you 😊.
Diaper and toiletry needs for low income families
The homeless population, we my have supports available, but they are extremely overwhelmed and unable to help the majority. Even if they have resources to get food, and healthcare, they may not have the transportation, and it is incredible difficult for them to find housing, or even shelter. Options would

## Appendix E – Community Survey Results

be: working with surrounding towns to spread information, increase supports and organizations, work for more grants/funding/donations, and increase available capacity in short term homes, build homeless housing problems and consistently work to expand them. Engage it understanding, and positivity. Try more to help the community rather than perpetuate fear and hatred toward them. Housing and Healthcare are also a huge healthcare for all community members. There are not enough affordable houses, apartments, and doctors in the area. Even middle class members often times are unable to find anything in their price range, either due to availability or bills stacking up. I have discussed with Healthcare professionals and learned that many doctors coming from our of town end up leaving soon after, having little to no access to the care/housing they themselves need.

Income based housing i pay 700.00 plus utilities i only get 1227.00 a month not much left after bills gas, car insurance and storage etc.

Solutions for homelessness because there are alot of homeless and current shelters as are extremely unsafe. Need a place for them to go with more than 2 pets which are the only family they have

Mental health and physical health

More community advocacy for Hmong people

More homeless housing! Because you're lacking the resources and places to put the people into housing???

Free Counseling because it is hard to find , after a disaster such as park fire , taking care of aging parents ect it is needed!

Mental health resources because our community has such a high volume of people with mental health problems and no outreach to get them the help they need or ways to get to the help they need. Transportation the bus system isn't always running and some don't have the means to pay for transportation.

More meetings

We need more police and fire personnel. These are essential and seem to have budget cuts all the time. Outlying areas have little to no protection close by, due to rural (sheriff and fire) stations being defunded.

Places for the homeless and less drug addicts/mentally ill people downtown Chico area.

resources to food & utility assistance & housing assistance

You can't have homeless encampments. Or dangerous for them, for the public and destroyed the environment. Allowing individuals to live in filth is not compassion.

Building more jobs and Helping House the homeless is most important to me because I (myself) am also homeless.

none

More resources for the homeless

Road maintenance in Berry Creek

## Appendix E – Community Survey Results

Affordable Vet care my community is loaded with animals and it cost alot to go to town and get vet care for our fur babies

Well during the fires we had no warning or any help phone lines were down and no police went around telling people to leave

Food pantries with better selection of foods

Fema to rebuild our homes that were not insured and burned down

More food bank because we need more

Public Transportation, Health Care

None

Help paying PGE

Food Bank, Fitness, Community group, portable doctors on wheels for health/checkups.

Help for homeless people/ Elderly / mentally ill / Veterans

I live in a senior Mobile Home Park south of Chico. Our rent goes up every year, usually a little more than the cost of living adjustment from social security. This is problematic for me and very problematic for many of my neighbors. A rent control program for mobile home parks in Butte County would be of great benefit to us.

Support outside of city limits for housing maintenance

More youth activities and places for entertainment like a movie theater, bowling alley, drive in theater, fast food, etc

Low-cost spay/neuter clinics and support. Butte County is overrun with stray animals. Shelters and rescues are FULL. When they can't be taken in, they end up on the streets producing more unwanted animals. It has never been this bad in the 48 years I've been in Butte County.

Fema

More affordable housing based on income. Some people are put in positions due to situations they can't completely control. Especially single parents. Being a parent is a full time job and although it's our choice to have kids they are the next generation. The Economy is in destruction of its people. Everything is more expensive life is expensive. We need more help.

We need to figure out a good alternative/solution for the homeless

We need more third spaces that help people feel like they can be people without having to rent or pay for a service.

We have good resources

Would like to see more resources for children. More activities for children.

## Appendix E – Community Survey Results

---

More housing assistance because I am still struggling to find stable housing.

---

I wish the food pantry community events were maybe on a Saturday morning instead of Fridays when I am at work.

---

Rent control. My rent goes up every year but not my income

---

No Transportation I don't live in a town. Miles from any towns. No way to get anywhere

---

Fifth the memorial.

---

As a Bear Fire victim I was pleasantly surprised how well Butte County and our community in general came together also from our state

---

Tax prep and help filing for seniors. My own mother has not filed her 2018 to the present taxes. She is also in a mobility chair, and unaware of options for transport to shopping and appointments. Also for religious reasons she prefers not going to doctors but is expected to maintain a primary care physician for 1 medication to sustain life and just to maintain repairs on her mobility chair and have it covered by insurance. Microwaves and remote controls scare her, telephones these days are intimidating let alone the internet. Electronics are frightening, overwhelming, and instigate anxiety making her cry. Even her mobility chair which is the only thing that is giving her independence. One must have a PCP for referrals to see specialists which is just a catch 22. My mom is kinda lucky because she has a cardiologist agreeing to see her twice a year for a 5 min. EKG and that one life sustaining med keeping her alive. She needs to see a Psych Dr. For antidepressants but that's not likely to happen. My mom was seeing Dr's in the area but felt "abused" when they would not- could not give her the time to listen. Must be a better way, or some way to move through the red tape of our wonderful society.?

---

Food prices, home insurance

---

I don't know this might be dreaming but I'm stuck in my apartment I'm from the campfire most of my family's gone and I don't have anyone in my life I'm scared to death I went for being completely happy content where I live my whole life and it got burned down and now I am facing terrible health problems and I have no idea what's going on in the community at all I have no way to figure it out maybe I'm not smart enough but I'm applying for a programs and I can't fill the paperwork out right and it just devastates me I'm very lonely and I don't have much going on in my life someone stole my car so I don't even have a way to get around. I wish when they had certain community events there was a bus that would come pick people up who are disabled so that they can enjoy it as well  
Maybe a free service that helps people with paperwork and filing paperwork and getting their self back on track and you probably have a program like that and I just don't know about it so I'm even sorry for even mentioning it but, or maybe a free shuttle service that comes straight to your door walking to the bus just about kills me and I can't go to the store and grocery shop for food that I then when I get home I have to carry up a flight of stairs in my current condition. I think that would be awesome and would help a lot for people who are in a similar situation like mine or worse but you guys rock for what you do do thank you for that

---

There are too many homeless around everywhere in the parks and streets. There needs to be more affordable housing, and resources for everyone.

---

Housing is anti homeless architecture.

---



## Appendix E – Community Survey Results

I think more parent support groups

Housing

Housing for the homeless. I feel like there is not really that much help for the homeless people and I think there should be more help. Because not everyone decides or wants to become homeless

Rental assistance

Inexpensive quality broadband. Reliable cell phone service. We need to get rid of PG&E and their outrageous service rates. We badly need a community based electric power provider. If we are unable to do that, what about community based incentives for low income solar with battery storage?

More housing expenses assistance. Water, PG E

Trusted medical transportation. Providers usually will not allow post procedure non-emergency transport.

Teen activities, better and more bus routes

More food bank with hours in the evening

Food banks

Boys and girls clubs on the ridge

Homeless help

PG&E assistance/Law Enforcement/Food assistance

Affordable housing

We need more housing that goes by your income

Need more places for people to go during the day that doesn't cost money

Need free access or very low cost to a pool for people with disabilities, that isn't prescribed by a doctor like physical therapy. Some place where older people like 55 or 50 and up can get together make art and make friends but still available maybe on a sliding scale or low cost for people on fixed income or low income. also in the same place a place to play instruments or learn from one another. More low income housing that isn't for college people. More affordable things for older people to do, together. More affordable things in general regardless of age, for low income people to do. There are so many low income people in the area, that would love to do more as a family but can't afford too.

Mental Health

Mental Health

Paradise needs public transportation and better food banks.

We need more substance abuse and mental health treatment for our community. We need competent government staff to help people when they need it, we need more access to healthcare and doctors, we need libraries, we need affordable housing and more community based services.

More temporary housing for homeless populations. Many people Are living unhoused and need community support for rudimentary housing; tiny houses and managed campgrounds, that include supportive and engaging services.

Lower utilities

## Appendix E – Community Survey Results

---

Low income housing, bathrooms for homeless. Health & safety issues as a result of homeless camping .

---

Ore help with the homeless. They are very vulnerable

---

Assistance for drug users looking for help. I have numerous other ideas, but this is the most important. I had a personal experience with this and it was bad.

---

Foster kids aging out of care

---

Clean weeds on vacant lots. No camping on vacant lots. More law enforcement 24 hrs a day. We have no 24 local law enforcement.

---

The town is trashed and unsafe due to drug element and poverty

---

Quick utility assistance program and car repair assistance programs

---

The community of Cohasset continues to need meaningful support in the aftermath of the Park Fire. While some initial resources and assistance were provided, many community members—particularly those who did not lose their homes, yet were still deeply impacted—were unable to access them. Speaking from personal experience, although we saved our home, we lost everything else, including infrastructure. Our actions left us more fortunate than most, but because our home remained standing, we did not qualify for most of the support programs available, despite being without water or power for months.

f you weren't proactive or didn't know exactly where to look, you were overlooked. And now, with time having passed, it feels as though we've been forgotten altogether.

We have been waiting since July to be assigned a disaster case manager and have been repeatedly notified we are on the waitlist. After all these months a friend gave me her case manager's contact information and after reaching out on my own I finally secured an appointment for Mid-May This experience reflects a broader issue: if you weren't proactive or didn't know where to look, you were often overlooked. Now, as time has passed, it feels as though we've been forgotten altogether.

Butte County knows Recovery from a Fire is not a short-term process. The lingering effects continue to affect our daily lives—emotionally, financially, and socially, especially in a small, rural community like ours. There is a strong need for mental health support, long-term housing stability programs, help with county permit fees, infrastructure repairs, tree and brush removal, weed abatement and community-based services to help with rebuilds and repairs (especially as many of us had recently been dropped by the insurance companies we depended on for years and for those who were fortunate to have any sort of coverage, the claims process has been frustrating and exhausting.

Cohasset deserves sustained, thoughtful supports that recognize the long-term nature of fire recovery. More inclusive outreach and ongoing services are essential to ensure that everyone affected has the opportunity to heal and rebuild.

While our community will forever bear the scars of this disaster—not just on the landscape, but within our lives—we are resilient. We simply ask for the attention, resources, and necessary supports to persevere.

---

We need more places that help the elderly with food and programs to help with electricity bills and water bills. I myself help my neighbors with food and propane when I can.

---

## Appendix E – Community Survey Results

More support for moms to be able to come together and share or have playdates. More community based events that are nutrition or physically related so people can participate q

Resources for transportation for appointments and food

Homeless situation in Gridley. Why because the park used to be full of kids when my children were little, 80s. Now I NEVER feel safe in park.

A place like Love Gives.

lots of things, but one idea is to have a public community forum on disaster preparedness, with demonstrations and discussion, organized so that people could also collaborate with neighbors, etc.

Not really sure

More for teens or school age children to do. More outdoor activities in smaller towns

Bussing

Better public transportation. The county is very spread out. Buses don't run late enough or frequently enough, especially in the more rural areas.

I. Not sure how to answer

More street lights in chico on the C H I C O streets, police to actually arrest and prosecute attackers, drunk drivers, and abusive people, Monitor and post on FB the status of the free food stands that are around chico. Give more health friendly food for people who are medically in need. Diabetes, heart conditions. For those with out a vehicle place food give aways or free food stands near bus lines. Have more free pet food areas that aren't far out like the Butte Humane/ have them at the reg. food give aways, Have it be asked if you have animals/types and provide. If people need food then you know the pets do as well.

Medical ombudsmen or advocates. I feel alone and sometimes overwhelmed seeking skilled providers for multiple and obscure medical conditions. Transportation is huge, no provider will allow an Uber or taxi or for that matter, "Non-Emergency Medical Transport". It's hard enough juggling appointments and then dealing with rides, it's hard to coordinate with my partner at times.

Programs and activities for middle/high school age kids

We need to figure out something for the homeless that will work to get them off the streets and back into society

I think other types of work,or houseing,or getting people more on track with health n well alot of things,honestly... alot,not sure how to even put it out there

Make our streets and parks safe again! Criminal homeless have taken over and the citizens who pay taxes for the parks and streets can't use them without being accosted.

Support the tax payers - get rid of the homeless!

Things for kids so they are busy

I am not sure.

More for kids to do

Hospital

Food, low income housing, utility help. Because there aren't enough food banks, the government doesn't give enough food stamps, there isn't enough low income housing, most rents are over 1/2 my monthly income, Everytime I try to get help with utilities the agency is out of money

Homeless resources/housing

## Appendix E – Community Survey Results

Housing programs, food assistance, utilities assistance and opportunities for inclusive community engagement and involvement

I feel like there needs to be more pallet shelters available for the homeless that haven't been able to stay there, I feel like there needs to be more cops sitting in high traffic places like Dr. Martin Luther King Jr Pkwy as ur going into 20th st park & the Card center, people fly down that street every single day & theres never a cop there to write speeding tickets.

Affordable housing, because there just isn't enough

Better food pantries and school supply help for kids

Help with power bills, food and clothing

More support groups and more groups that gives everyone resources or access to resources or help them reach out to resources

Hospital, rides for seniors

Affordable drug rehabilitation

I feel like the community could benefit from having more things to do for the youth.

Mental health support for children.

Mental health support. More LGBTQ support. Financial assistance for folks working but barely scraping by. Affordable housing. Counseling and de-escalation training for law enforcement.

More mental health support including substance abuse help. More help for the homeless situation as many are trashing community areas. Low cost Animal assistance- rabies clinics as well as highly contagious illness assistance for those animals- for no and low income individuals.

The homeless issue is paramount and we need more resources to address this issue. The housing shortage/costs, healthcare costs and food prices are driving families into bankruptcy. Older women are a fast growing segment of the unhoused population. Veterans are often struggling with PTSD that can be debilitating. We need wraparound services that include shelter sites, mental health services, drug and alcohol rehabilitation, food, toilets and showers. They also need an address to find employment and financial assistance. When people are struggling to just survive they can't navigate the steps to find work or qualify for rentals. This current City Council is not addressing this issue as a priority or with transparency. The city has already been sued for failing to provide the basic needs of our most vulnerable population.

Affordable, safe neighborhoods in houses not apartments

I never know when the giveaways are?

More senior services

Food delivery for disabled community

Things for kids especially teens

## Appendix E – Community Survey Results

Support services for older adults

Chico needs a Senior Center.

Translation services and more activities for youth

Outreach and marketing to the targeted/effected marginalized groups which we serve.

We need to change the laws regarding adoption. I am one of those babies, only im 55 now and even though the state wont give me access to my original birth certificate, DNA banks don't keep secrets or lies.

Mental health/addiction. We have so many homeless people who deal with these things and remaining on the streets does not contribute to their wellbeing.

More out reach to homeless, low income, elderly, and d migrants

more food

Decient food is not available and/or financial assistance(s) toward home taxes & insurances, utilities (such as, wood, plus, propane, water, etc. especially in winter & summer kind of weather), automobile repair(s) and gasoline discounts or relief to afford to go to medical appts, errands and etc. Outdoor clearing affordable & reliable assistance of items such as debris from shrubbery, weeds, pines, etc. For low income people. Assistance to complete forms for offers of assistance toward resources that are available for limited income people. [I am disabled in my hands - writing (use of hands) is limited)].

Food assistance

Affordable Healthcare , Food assistance for low/middle income , childcare , adult care ( in home )

Get the homeless off the streets - it's insanity and unsafe

Help with utilities and food. Maybe a clothing closet Free.

Counseling on on one

I think our roadways are in horrible shape. I wouldn't want to take from our social/early childhood/public assistance programs to pay for it but I would make it a priority when pursuing money and allocation of "new" moneys.

With all the cuts to programs this year, I am not sure where assistance will be needed. Meals on wheels? Food pantries? Head start? Libraries? Housing? It's changing everyday.

Nothing

## Appendix E – Community Survey Results

Do something about the homeless! I can't even take my kids to the park or out for an ice cream downtown. They have destroyed our town. We are looking to move out of Chico to somewhere safer if we can sell our house.

Food pa try with fresh foods

Housing with animal affordable

Mental health/addiction services and why is pretty self explanatory

The homeless have trashed our town and made it unsafe to be outside. I only feel safe in my house, car or school.

Tents assistane

Affordable housing

I don't know.

Dealing with drugs crime and homelessness

More Direct outreach/ presence inside mobile home parks & apartment communities for Seniors / limited income residences

Help with utilities

I wish I had more access to veggies and fruits. Being diabetic it's hard to afford a good diet.

Substance abuse inpatient rehab, more mental health services. Our County has no services for people that fall under a dual-diagnosis. We also need a space for the home less that offers transportation to and from places like DESS and Behavioral health, grocery stores, Social security, etc. There should be bathroom facilities, etc.