

2018

# Butte Community Action Agency (CAA)

RECAP AND ANALYSIS OF FILING SEASON 2018  
AUTHORED BY: JESSE BENAVIDES

---

# BUTTE COMMUNITY ACTION AGENCY (CAA)

---

## Recap and Analysis of Filing Season 2018

On behalf of the SPEC organization, I want to thank you for being an integral part of providing free tax services in your communities. Your leadership in the community and dedication to the VITA program has led your sites to continuously operate with efficiency and prepare accurate returns. Your teams of volunteers are to be commended for their sacrificial acts of volunteerism to assist low-income individuals and families. The below tax preparation results were derived from the ETA (electronic tax administration) and SIDN (site identification number) reports associated with e-file, paper, and prior year returns:

### 2018 Filing Season – Return Results

---

- Total E-File Returns: 1,142
- Total Paper Returns: 19 • Total FSA Returns: 46

**Grand Total: 1,207**

---

### 2018 Filing Season – Refund Results

---

- Total Refunds: 1,031,919
  - Total Additional Child Tax Credit Dollars: \$70,433
  - Total EITC Dollars: \$310,981
-

# BUTTE CAA FILING SEASON SNAPSHOT

## ELECTRONIC TAX ADMINISTRATION (ETA) REPORT

Preparer	Transmit	Accepted	Prior Year Accepted	Accepted % Change
CARD Community Center	485	441	405	8.89%
CSU Chico	283	256	206	24.27%
Dorothy F. Johnson Center	271	206	312	-34.97%
Durham Memorial Hall	253	239	187	27.81%
<b>Total</b>	<b>1,292</b>	<b>1,142</b>	<b>1,110</b>	<b>2.88%</b>

## SITE IDENTIFICATION NUMBER (SIDN) REPORT

Preparer	Paper Returns	EITC Returns	CTC Returns	Prior Year Returns
CARD Community Center	13	108	26	11
CSU Chico	1	45	13	9
Dorothy F. Johnson Center	5	59	24	2
Durham Memorial Hall	0	52	21	5
<b>Total</b>	<b>19</b>	<b>264</b>	<b>84</b>	<b>27</b>

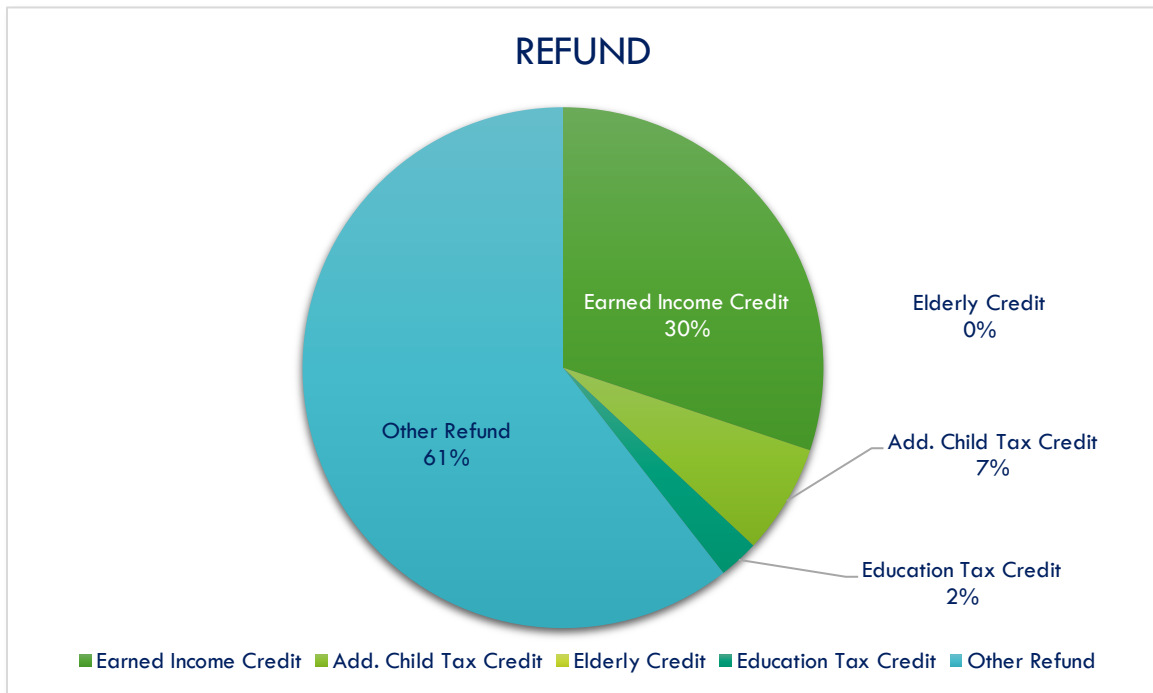
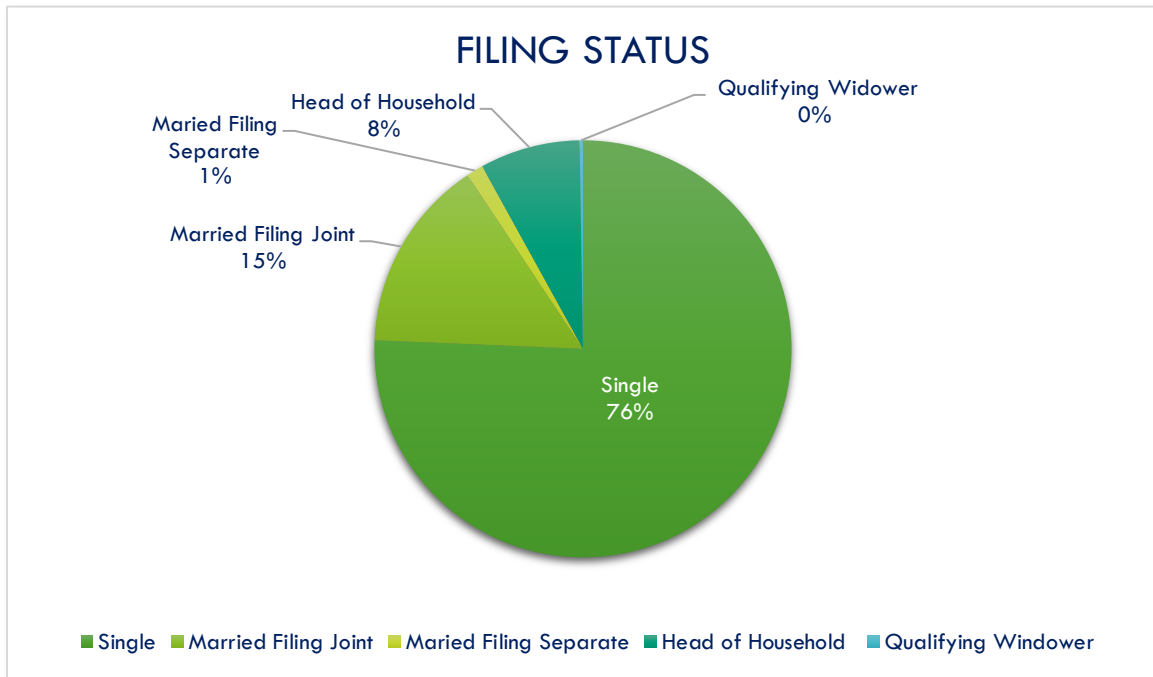
## MyFreeTaxes REPORT

County	E-filed Returns	EITC Returns	Average EITC Amount	Average Refund Amount	Average Age
Butte	46	18	\$1,493.94	\$1,971.20	32
<b>Total</b>	<b>46</b>	<b>18</b>	<b>\$1,493.94</b>	<b>\$1,971.20</b>	<b>32</b>

## TAXSLAYER REPORT – FILING STATUS

Site	Single	Married Filing Joint	Married Filing Separate	Head of Household	Qualifying Widowers
CARD Community Center	344	60	8	37	2
CSU Chico	228	14	1	9	0
Dorothy F. Johnson Center	155	27	4	23	0
Durham Memorial Hall	140	71	2	20	1
<b>Total</b>	<b>867</b>	<b>172</b>	<b>15</b>	<b>89</b>	<b>3</b>

# BUTTE CAA FILING SEASON SNAPSHOT



# CSU CHICO SITES - FILLING SEASON OVERVIEW

## CSU CHICO SITES - ELECTRONIC TAX ADMINISTRATION (ETA) REPORT

Preparer	Transmit	Accepted	Prior Year Accepted	Accepted % Change
CARD Community Center	485	441	405	8.89%
CSU Chico	283	256	206	24.27%
Dorothy F. Johnson Center	271	206	312	-34.97%
<b>Total</b>	<b>1,039</b>	<b>903</b>	<b>923</b>	<b>-2.17%</b>

## CSU CHICO SITES - SITE IDENTIFICATION NUMBER (SIDN) REPORT

Preparer	Paper Returns	EITC Returns	CTC Returns	Prior Year Returns
CARD Community Center	13	108	26	11
CSU Chico	1	45	13	9
Dorothy F. Johnson Center	5	59	24	2
<b>Total</b>	<b>19</b>	<b>212</b>	<b>63</b>	<b>22</b>

## CSU CHICO FSA SITE - MyFreeTaxes REPORT

County	E-filed Returns	EITC Returns	Average EITC Amount	Average Refund Amount	Average Age
Butte	46	18	\$1,493.94	\$1,971.20	32
<b>Total</b>	<b>46</b>	<b>18</b>	<b>\$1,493.94</b>	<b>\$1,971.20</b>	<b>32</b>

## CSU CHICO SITES - TAXSLAYER REPORT – FILING STATUS

Site	Single	Married Filing Joint	Married Filing Separate	Head of Household	Qualifying Widowers
CARD Community Center	344	60	8	37	2
CSU Chico	228	14	1	9	0
Dorothy F. Johnson Center	155	27	4	23	0
<b>Total</b>	<b>727</b>	<b>101</b>	<b>13</b>	<b>69</b>	<b>2</b>

## CSU CHICO SITES - TAXSLAYER REEPORT – REFUND AMOUNTS

Site	Total ADD CTC	Total EIC	Total Child Tax Credit	Total Education Tax Credit	Total Elderly Credit	Total Other Returns	Total Returns
CARD Community Center	\$16,446	\$103,204	\$11,100	\$3,601	\$0	\$225,461	\$348,712
CSU Chico	\$10,641	\$36,943	\$6,969	\$18,310	\$0	\$120,810	\$186,704
Dorothy F. Johnson Center	\$22,768	\$81,891	\$10,563	\$3,076	\$0	\$135,951	\$243,686
<b>Total</b>	<b>\$49,855</b>	<b>\$222,038</b>	<b>\$28,632</b>	<b>\$24,987</b>	<b>\$0</b>	<b>\$482,222</b>	<b>\$779,102</b>

# DURHAM MEMORIAL HALL - FILING SEASON OVERVIEW

## DURHAM MEMORIAL HALL - ELECTRONIC TAX ADMINISTRATION (ETA) REPORT

Preparer	Transmit	Accepted	Prior Year Accepted	Accepted % Change
Durham Memorial Hall	253	239	187	27.81%
Total	253	239	187	27.81%

## DURHAM MEMORIAL HALL - SITE IDENTIFICATION NUMBER (SIDN) REPORT

Preparer	Paper Returns	EITC Returns	CTC Returns	Prior Year Returns
Durham Memorial Hall	0	52	21	5
Total	0	52	21	5

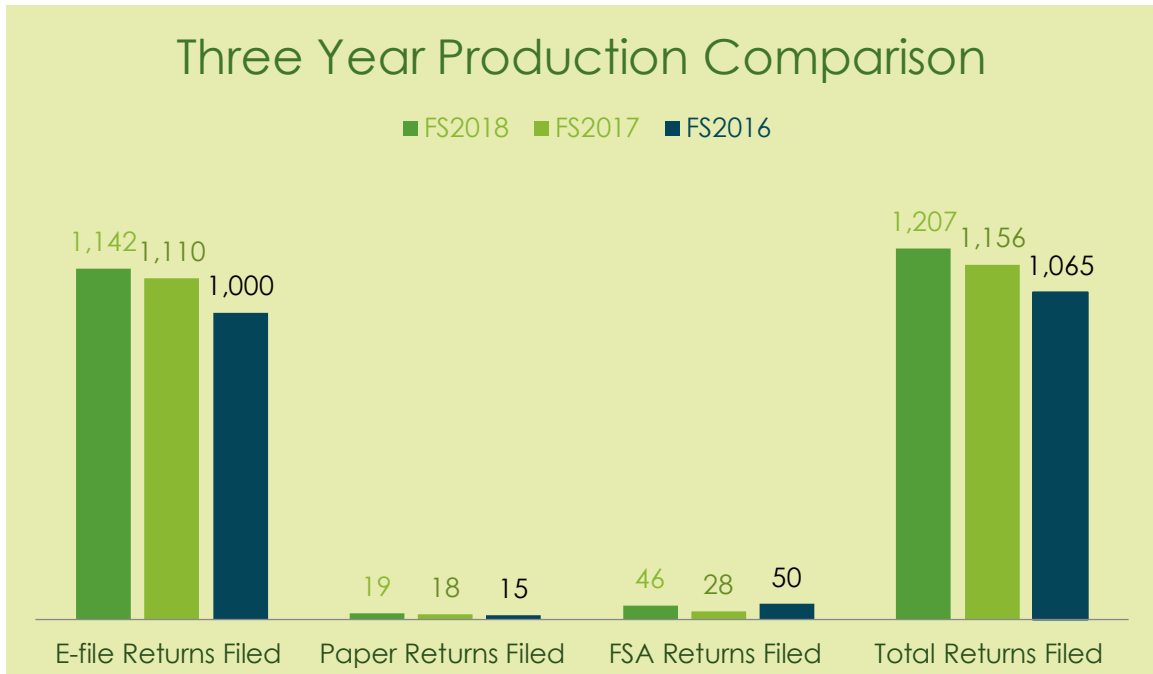
## DURHAM MEMORIAL HALL - TAXSLAYER REPORT – FILING STATUS

Site	Single	Married Filing Joint	Married Filing Separate	Head of Household	Qualifying Widowers
Durham Memorial Hall	140	71	2	20	1
Total	140	71	2	20	1

## DURHAM MEMORIAL HALL - TAXSLAYER REEPORT – REFUND AMOUNTS

Site	Total ADD CTC	Total EIC	Total Child Tax Credit	Total Education Credit	Total Elderly Credit	Total Other Refunds	Total Returns
Durham Memorial Hall	\$20,578	\$88,943	\$14,249	\$658	\$0	\$688,899	\$252,817
Total	\$20,578	\$88,943	\$14,249	\$658	\$0	\$688,899	\$252,817

# THREE YEAR PRODUCTION OVERVIEW 2016-2018



Within the three-year comparison there has been:

- E-file Return: 11% growth in 2017 / 14.20% growth in 2018
- Paper Returns: 20% growth in 2017/ 26.67% growth in 2018
- FSA Returns: 44% decrease in 2017 / 8% decrease in 2018

**With a total growth of 13.33% in 2018**